

IBKRCampus

IBKRWebinars

December 16, 2025

From Global AI to Taiwan Semiconductors: Managing your Exposure Through Derivatives

Jose Blasco
Trader & Founder,
Traddictiv

www.ibkr.com/campus/webinars
www.ibkr.eu/campus/webinars

Exchange and Industry Sponsored Webinars are presented by unaffiliated third parties. IBKR is not responsible for the content of these presentations. You should review the contents of each presentation and make your own judgment as to whether the content is appropriate for you. IBKR does not provide recommendations or advice. This presentation is not an advertisement or solicitation for new customers. It is intended only as an educational presentation.

Disclosure:

Options involve risk and are not suitable for all investors. For information on the uses and risks of options, you can obtain a copy of the Options Clearing Corporation risk disclosure document titled [Characteristics and Risks of Standardized Options](#) or by calling (312) 542-6901.

Futures are not suitable for all investors. The amount you may lose may be greater than your initial investment. Before trading futures, please read the [CFTC Risk Disclosure](#). For a copy visit your local Interactive Brokers Website.

Security futures involve a high degree of risk and are not suitable for all investors. The amount you may lose may be greater than your initial investment. Before trading security futures, please read the [Security Futures Risk Disclosure Statement](#). For a visit copy your local Interactive Brokers Website.

There is a substantial risk of loss in foreign exchange trading. The settlement date of foreign exchange trades can vary due to time zone differences and bank holidays. When trading across foreign exchange markets, this may necessitate borrowing funds to settle foreign exchange trades. The interest rate on borrowed funds must be considered when computing the cost of trades across multiple markets.

The Order types available through Interactive Brokers Trader Workstation are designed to help you limit your loss and/or lock in a profit. Market conditions and other factors may affect execution. In general, orders guarantee a fill or guarantee a price, but not both. In extreme market conditions, an order may either be executed at a different price than anticipated or may not be filled in the marketplace.

There is a substantial risk of loss in trading futures and options. Past performance is not indicative of future results.

Any stock, options or futures symbols displayed are for illustrative purposes only and are not intended to portray recommendations.

IRS Circular 230 Notice: These statements are provided for information purposes only, are not intended to constitute tax advice which may be relied upon to avoid penalties under any federal, state, local or other tax statutes or regulations, and do not resolve any tax issues in your favor.

Interactive Brokers LLC is a member of NYSE FINRA SIPC

Interactive Brokers Canada Inc - Is a member of the Canadian Investment Regulatory Organization (CIRO) and Member - Canadian Investor Protection Fund

Interactive Brokers (U.K.) Limited is authorised and regulated by the Financial Conduct Authority. FCA Register Entry Number 208159

Interactive Brokers Ireland Limited is regulated by the Central Bank of Ireland. CBI, reference number C423427

Interactive Brokers Australia Pty. Ltd. - ABN 98 166 929 568 is licensed and regulated by the Australian Securities and Investments Commission AFSL: 453554

Interactive Brokers Singapore Pte. Ltd. - Is licensed and regulated by the Monetary Authority of Singapore. MAS, Licence No. CMS100917

Interactive Brokers Hong Kong Limited is regulated by the Hong Kong Securities and Futures Commission, and is a member of the SEHK and the HKFE

Interactive Brokers India Pvt. Ltd. member: NSE, BSE, SEBI. Regn. No. SEBI Registration No. INZ000217730; NSDL: IN-DP-NSDL-301-2008

As with all investments, your capital is at risk

Disclaimers:

The following videos/clips/demonstrations are for educational and instructional purposes only. Traddictiv provides these videos purely for the purpose of demonstrating a method of using the product. Users understand that all the content used in the video is purely for demonstration purposes only and is not a guide and does not provide any indication or prediction of actual results.

As a User you understand and agree that hypothetical results obtained through the demonstration, do not indicate, in any way, the results you may receive on using our products.

From Global AI to Taiwan Semiconductors: Managing your Exposure Through Derivatives



LinkedIn

Jose Blasco, MBA, CQF
Quantitative Strategist,
Financial Trader,
Professor, Author



Why We're Here Today

- AI is reshaping global markets at unprecedented speed
- Taiwan sits at the center of the semiconductor supply chain
- Traders worldwide need instruments that react to AI
- SGX TWN & MTWN provide flexible, nearly round-the-clock access
- Today's session → a structured, example-driven playbook

Any trading symbols, entities or investment products displayed are for illustrative purposes only and are not intended to portray recommendations.



** Copyright © 2025 traddictiv PTE.LTD All rights reserved. ** The names traddictiv, tradewithufos, AutoUFOs, AutoClimate, 拓迪福, 交易外星人 and their corresponding associated logos and imageries are trademarks and/or copyrighted material of traddictiv PTE.LTD Singapore. All rights reserved.

What You'll Learn

- How global AI demand connects to Taiwan's equity markets
- Why Taiwan's tech ecosystem extends far beyond TSMC
- How to trade Taiwan exposure even when local markets are closed
- Practical setups using TWN charts
- How TWN & MTWN fit into a global multi-asset trading plan

Any trading symbols, entities or investment products displayed are for illustrative purposes only and are not intended to portray recommendations.



** Copyright © 2025 traddictiv PTE.LTD All rights reserved. ** The names traddictiv, tradewithufos, AutoUFOs, AutoClimate, 拓迪福, 交易外星人 and their corresponding associated logos and imageries are trademarks and/or copyrighted material of traddictiv PTE.LTD Singapore. All rights reserved.

Agenda

- ◆ Introductions
- ◆ The Global AI Boom & Why Taiwan Matters
- ◆ Beyond TSMC: The Broader Taiwan Tech Ecosystem
- ◆ The Global Access Challenge
- ◆ TWN & MTWN: A Practical Solution
- ◆ Real Trading Examples Using TWN Charts
- ◆ A Multi-Style Playbook You Can Apply Immediately
- ◆ Portfolio Positioning & Risk Management
- ◆ Free Bonus Resources — something for you!
- ◆ Q&A — bring your questions!



Introduction



LinkedIn




Jose Blasco is an expert at the intersection of AI, financial trading, and risk management, renowned for pioneering the use of advanced technologies to navigate the complexities of global markets. As the founder of Traddictiv PTE. LTD., he specializes in creating cutting-edge trading technologies that leverage machine learning and AI, significantly enhancing strategic market analysis and decision-making processes.

With a solid foundation in quantitative finance, evidenced by his Certificate in Quantitative Finance (CQF), and a broad spectrum of experience spanning financial trading and quantitative research, Jose's work embodies the fusion of technical expertise with practical financial acumen. An acclaimed educator and communicator, he has been recognized with prestigious awards for his ability to demystify complex financial and technological concepts for a global audience, fostering a deeper understanding and application of AI in finance.

Jose's multifaceted career is marked by a commitment to innovation, excellence in research and teaching, and a passion for bridging theoretical knowledge with real-world application.

Traddictiv Pte. Ltd. is a trading technology company that provides intelligent tools for traders, investors and hedgers. They also offer education for everyone from the hobbyist to the professional, always along with their patented and easy-to-use trading technology.



IBKR Platforms

Trading Platforms by Trading Experience

- IBKR GlobalTrader Mobile
- Client Portal Web
- IBKR Desktop Desktop New
- IBKR Mobile Mobile
- Trader Workstation (TWS) Desktop
- IBKR APIs Desktop

Specialty Trading Platforms

- IBKR ForecastTrader Web
- IMPACT Mobile

Beginner Intermediate Advanced



Beginner Intermediate Advanced



Any trading symbols, entities or investment products displayed are for illustrative purposes only and are not intended to portray recommendations.

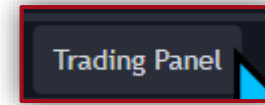


** Copyright © 2025 traddictiv PTE.LTD All rights reserved. ** The names traddictiv, tradewithufos, AutoUFOs, AutoClimate, 拓迪福, 交易外星人 and their corresponding associated logos and imageries are trademarks and/or copyrighted material of traddictiv PTE.LTD Singapore. All rights reserved.

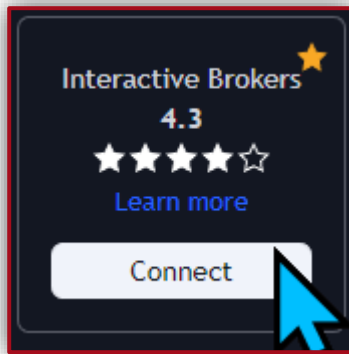
IBKR + TradingView



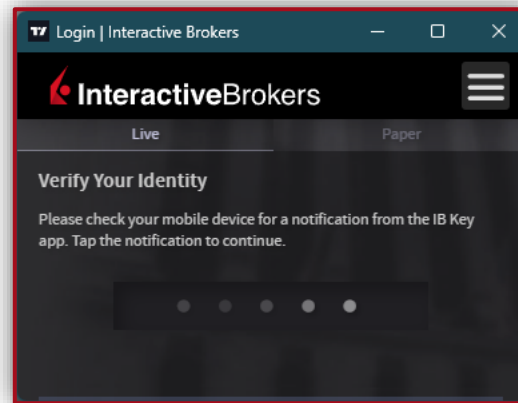
1.
Click on the
TradingView
Trading Panel



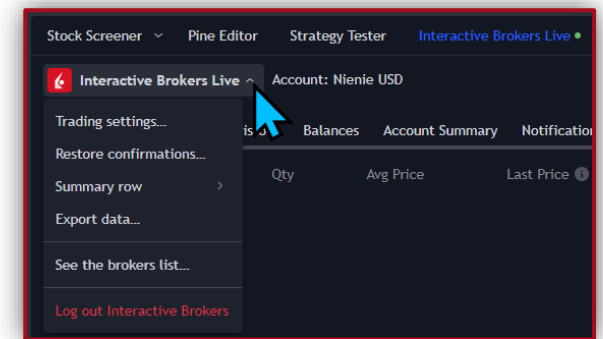
2.
Select
Interactive
Brokers



3.
Enter your
Credentials
and Verify
your Identity



4.
The Trading Panel has
now changed to IBKR Live



Any trading symbols, entities or investment products displayed are for illustrative purposes only and are not intended to portray recommendations.



** Copyright © 2025 traddictiv PTE.LTD All rights reserved. ** The names traddictiv, tradewithufos, AutoUFOs, AutoClimate, 拓迪福, 交易外星人 and their corresponding associated logos and imageries are trademarks and/or copyrighted material of traddictiv PTE.LTD Singapore. All rights reserved.

The Global AI Boom


- AI adoption accelerating across every industry
- Massive demand for advanced chips & computing
- Semiconductor capacity becoming a global bottleneck
- Taiwan plays a core role in enabling the AI infrastructure build-out



Any trading symbols, entities or investment products displayed are for illustrative purposes only and are not intended to portray recommendations.

Why Semiconductors?

- AI servers, edge devices, robotics → all require advanced chips
- Every AI innovation increases semiconductor intensity
- Market leadership concentrated in a small number of jurisdictions
- Taiwan's expertise is unmatched in manufacturing



Any trading symbols, entities or investment products displayed are for illustrative purposes only and are not intended to portray recommendations.

Taiwan Matters Globally


- World-class semiconductor manufacturing ecosystem
- Strong integration from design to assembly
- Exposure to both hardware growth and AI infrastructure demand
- Taiwan's index captures this multi-industry tech backbone



Any trading symbols, entities or investment products displayed are for illustrative purposes only and are not intended to portray recommendations.

Taiwan's Tech Ecosystem

- Semiconductor design, manufacturing, packaging, and testing sectors
- Strong presence in electronics assembly & power management
- Highly specialized supply chain supporting global AI growth
- Index exposure reflects multiple tech segments, not one company



Any trading symbols, entities or investment products displayed are for illustrative purposes only and are not intended to portray recommendations.

Diversification Matters

- Single-stock concentration can increase volatility
- The FTSE Taiwan RIC Capped Index ensures no dominant overweight
- Balanced exposure to hardware, components, and critical suppliers
- More representative of Taiwan’s broader economic and tech landscape

ICB Code	ICB Industry	No. of Cons	Net MCap (USDm)	Wgt %
10	Technology	59	1,251,918	62.99
15	Telecommunications	5	72,118	3.63
20	Health Care	3	17,234	0.87
30	Financials	18	315,449	15.87
35	Real Estate	1	2,498	0.13
40	Consumer Discretionary	13	48,138	2.42
45	Consumer Staples	2	26,957	1.36
50	Industrials	22	202,395	10.18
55	Basic Materials	6	47,471	2.39
60	Energy	1	3,330	0.17
Totals		130	1,987,510	100.00

Source: FTSE Russell

Any trading symbols, entities or investment products displayed are for illustrative purposes only and are not intended to portray recommendations.



** Copyright © 2025 traddictiv PTE.LTD All rights reserved. ** The names traddictiv, tradewithufos, AutoUFOs, AutoClimate, 拓迪福, 交易外星人 and their corresponding associated logos and imageries are trademarks and/or copyrighted material of traddictiv PTE.LTD Singapore. All rights reserved.

The Global Access Challenge


- Taiwan's local markets close before key global catalysts
- Major AI announcements often occur during US hours
- Economic data in Europe/US impacts Taiwan tech immediately
- Traders everywhere need access that aligns with global volatility cycles



Any trading symbols, entities or investment products displayed are for illustrative purposes only and are not intended to portray recommendations.

Timing Creates Opportunity

- Many market-moving events happen outside Asian hours
- AI earnings, geopolitical and tech headlines often break during US hours
- Taiwan futures typically react immediately
 - even when Taiwan stock exchanges are closed
- Such time windows allows traders to stay aligned with global flows

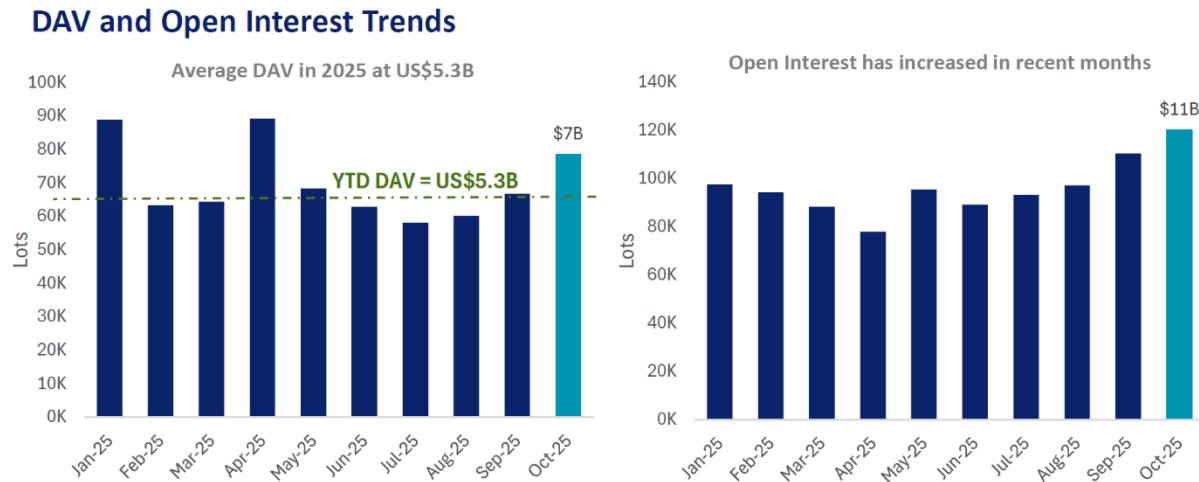


Any trading symbols, entities or investment products displayed are for illustrative purposes only and are not intended to portray recommendations.

SGX TWN Futures

Key Advantages:

- Most liquid international Taiwan futures contract
- Tight spreads across Asian, European, and US trading hours
- Based on the FTSE Taiwan RIC Capped Index (diversified exposure)
- Strong depth, robust participation, and high institutional adoption



Source: sgx.com

Any trading symbols, entities or investment products displayed are for illustrative purposes only and are not intended to portray recommendations.

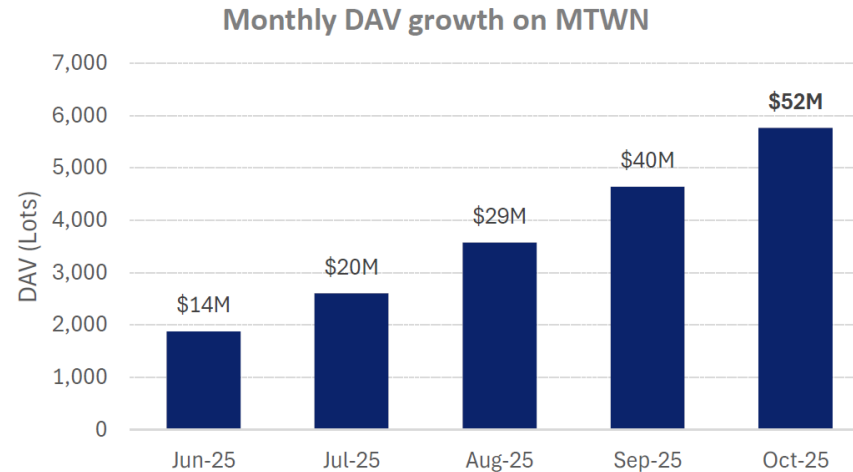


** Copyright © 2025 traddictiv PTE.LTD All rights reserved. ** The names traddictiv, tradewithufos, AutoUFOs, AutoClimate, 拓迪福, 交易外星人 and their corresponding associated logos and imageries are trademarks and/or copyrighted material of traddictiv PTE.LTD Singapore. All rights reserved.

Micro TWN (MTWN) Futures

Added Flexibility:

- One-tenth the size of TWN for more precise risk management
- Ideal for scaling in or out of trades
- Easier sizing for smaller accounts or tactical positioning
- Fungible with TWN at a 10:1 ratio for seamless portfolio adjustments



Source: [sgx.com](https://www.sgx.com)

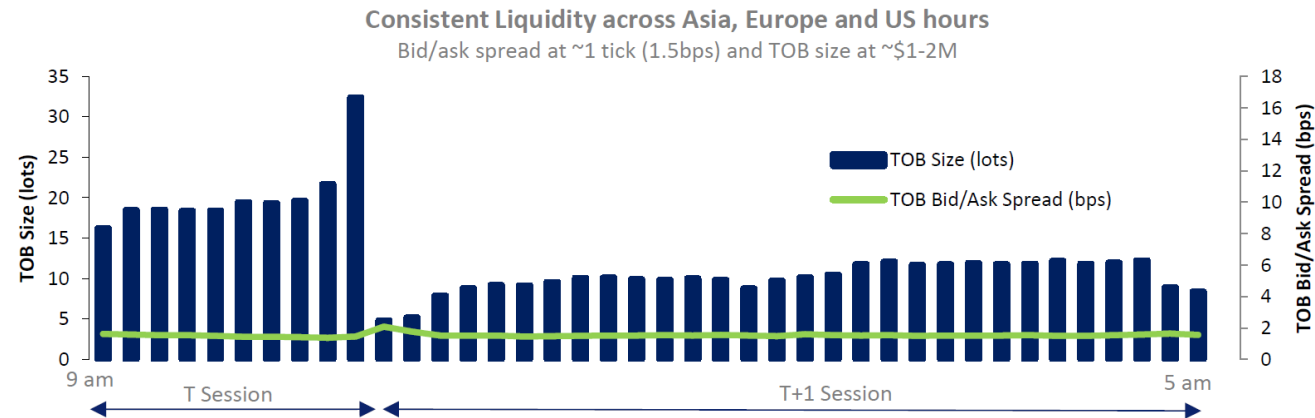
Any trading symbols, entities or investment products displayed are for illustrative purposes only and are not intended to portray recommendations.



** Copyright © 2025 traddictiv PTE.LTD All rights reserved. ** The names traddictiv, tradewithufos, AutoUFOs, AutoClimate, 拓迪福, 交易外星人 and their corresponding associated logos and imageries are trademarks and/or copyrighted material of traddictiv PTE.LTD Singapore. All rights reserved.

SGX Trading Hours Matter

- From 8:45 AM to 1:50 PM & 2:00 PM to 5:15 AM SGT
- Longest trading hours across all Taiwan index derivatives
- Only a 10-minute intraday session break
- Full overlap with Europe and US sessions
- React instantly to AI earnings, global tech news, macro releases
- Ideal for traders outside Taiwan who need continuous access



Source: sgx.com

Any trading symbols, entities or investment products displayed are for illustrative purposes only and are not intended to portray recommendations.



Contract Specs

Key Features	SGX FTSE Taiwan Index Futures	SGX Micro FTSE Taiwan Index Futures
Ticker Symbol	TWN	MTWN
Bloomberg Ticker	Outright, Strategy Trades: TWTA <Index>	Outright, Strategy Trades: TWCA <Index>
Underlying Index Bloomberg Ticker	FTCRTWRP <Index>	
Contract Size	US\$40 x SGX FTSE Taiwan Index Futures Price	US\$4 x SGX FTSE Taiwan Index Futures Price
Contract Months	2 nearest serial months and 12 quarterly months on Mar, Jun, Sep, and Dec cycle	
Trading Hours	T Session: 8.45 am - 1.50 pm T + 1 Session: 2.00 pm - 5.15 am	
Minimum Price Fluctuation	Outright/Strategy: 0.25 index points (US\$10) NLT: 0.01 index point (US\$0.4),	Outright/Strategy: 0.25 index point (US\$1) NLT: 0.01 index point (US\$0.04),
Last Trading Day	The Last Trading Day shall be the second last Taiwan Business Day of the Contract Month	
NLT	Minimum 50 lots	

Source: sgx.com

Any trading symbols, entities or investment products displayed are for illustrative purposes only and are not intended to portray recommendations.



** Copyright © 2025 traddictiv PTE.LTD All rights reserved. ** The names traddictiv, tradewithufos, AutoUFOs, AutoClimate, 拓迪福, 交易外星人 and their corresponding associated logos and imageries are trademarks and/or copyrighted material of traddictiv PTE.LTD Singapore. All rights reserved.

Margin Requirements

Financial Instrument Description	Financial Instrument Description																																																								
FTSE Taiwan RIC Capped Price Return TWD Index	FTSE Taiwan RIC Capped Price Return TWD Index (Micro)																																																								
<table border="0"> <tr><td>Underlying</td><td>TWN IND</td></tr> <tr><td>Contract Month</td><td>DEC25</td></tr> <tr><td>Expiration Date</td><td>DEC 30 '25</td></tr> <tr><td>Last Trading Date</td><td>DEC 30 '25 13:50</td></tr> <tr><td></td><td>HKT</td></tr> <tr><td>Currency</td><td>USD</td></tr> <tr><td>Multiplier</td><td>40</td></tr> <tr><td>Exchange</td><td>SGX</td></tr> <tr><td>Trading Class</td><td>TWN</td></tr> <tr><td>Symbol</td><td>TWNZ25</td></tr> <tr><td>Contract ID</td><td>603813934</td></tr> <tr><td>Product Type</td><td>Equity Index</td></tr> <tr><td>Settlement Method</td><td>Cash</td></tr> <tr><td>Min. Tick Size</td><td>0.25 ⓘ</td></tr> </table>	Underlying	TWN IND	Contract Month	DEC25	Expiration Date	DEC 30 '25	Last Trading Date	DEC 30 '25 13:50		HKT	Currency	USD	Multiplier	40	Exchange	SGX	Trading Class	TWN	Symbol	TWNZ25	Contract ID	603813934	Product Type	Equity Index	Settlement Method	Cash	Min. Tick Size	0.25 ⓘ	<table border="0"> <tr><td>Underlying</td><td>MTWN IND</td></tr> <tr><td>Contract Month</td><td>DEC25</td></tr> <tr><td>Expiration Date</td><td>DEC 30 '25</td></tr> <tr><td>Last Trading Date</td><td>DEC 30 '25 13:50</td></tr> <tr><td></td><td>HKT</td></tr> <tr><td>Currency</td><td>USD</td></tr> <tr><td>Multiplier</td><td>4</td></tr> <tr><td>Exchange</td><td>SGX</td></tr> <tr><td>Trading Class</td><td>MTWN</td></tr> <tr><td>Symbol</td><td>MTWNZ25</td></tr> <tr><td>Contract ID</td><td>815036723</td></tr> <tr><td>Product Type</td><td>Equity Index</td></tr> <tr><td>Settlement Method</td><td>Cash</td></tr> <tr><td>Min. Tick Size</td><td>0.25 ⓘ</td></tr> </table>	Underlying	MTWN IND	Contract Month	DEC25	Expiration Date	DEC 30 '25	Last Trading Date	DEC 30 '25 13:50		HKT	Currency	USD	Multiplier	4	Exchange	SGX	Trading Class	MTWN	Symbol	MTWNZ25	Contract ID	815036723	Product Type	Equity Index	Settlement Method	Cash	Min. Tick Size	0.25 ⓘ
Underlying	TWN IND																																																								
Contract Month	DEC25																																																								
Expiration Date	DEC 30 '25																																																								
Last Trading Date	DEC 30 '25 13:50																																																								
	HKT																																																								
Currency	USD																																																								
Multiplier	40																																																								
Exchange	SGX																																																								
Trading Class	TWN																																																								
Symbol	TWNZ25																																																								
Contract ID	603813934																																																								
Product Type	Equity Index																																																								
Settlement Method	Cash																																																								
Min. Tick Size	0.25 ⓘ																																																								
Underlying	MTWN IND																																																								
Contract Month	DEC25																																																								
Expiration Date	DEC 30 '25																																																								
Last Trading Date	DEC 30 '25 13:50																																																								
	HKT																																																								
Currency	USD																																																								
Multiplier	4																																																								
Exchange	SGX																																																								
Trading Class	MTWN																																																								
Symbol	MTWNZ25																																																								
Contract ID	815036723																																																								
Product Type	Equity Index																																																								
Settlement Method	Cash																																																								
Min. Tick Size	0.25 ⓘ																																																								
<p>Market Data Delayed Data</p> <p>Your Subscription Prices may be delayed up to 15 minutes.</p> <p>Trading Schedule: November 27, 2025 Calendar</p> <table border="0"> <tr><td>Total Available Hours</td><td>14:00* - 05:15</td></tr> <tr><td></td><td>08:45 - 13:50</td></tr> </table> <p>Exchange Time Zone Hongkong</p> <p><small>* Times in italics are on the calendar date preceding trade date</small></p>	Total Available Hours	14:00* - 05:15		08:45 - 13:50	<p>Market Data Delayed Data</p> <p>Your Subscription Prices may be delayed up to 15 minutes.</p> <p>Trading Schedule: November 27, 2025 Calendar</p> <table border="0"> <tr><td>Total Available Hours</td><td>14:00* - 05:15</td></tr> <tr><td></td><td>08:45 - 13:50</td></tr> </table> <p>Exchange Time Zone Hongkong</p> <p><small>* Times in italics are on the calendar date preceding trade date</small></p>	Total Available Hours	14:00* - 05:15		08:45 - 13:50																																																
Total Available Hours	14:00* - 05:15																																																								
	08:45 - 13:50																																																								
Total Available Hours	14:00* - 05:15																																																								
	08:45 - 13:50																																																								
<p>Margin: Low Leverage</p> <p>Margin Requirements Per Contract More</p> <table border="0"> <tr><td>Initial</td><td>5750.01 USD</td></tr> <tr><td>Maintenance</td><td>5000.01 USD</td></tr> </table>	Initial	5750.01 USD	Maintenance	5000.01 USD	<p>Margin: Low Leverage</p> <p>Margin Requirements Per Contract More</p> <table border="0"> <tr><td>Initial</td><td>575.00 USD</td></tr> <tr><td>Maintenance</td><td>500.00 USD</td></tr> </table>	Initial	575.00 USD	Maintenance	500.00 USD																																																
Initial	5750.01 USD																																																								
Maintenance	5000.01 USD																																																								
Initial	575.00 USD																																																								
Maintenance	500.00 USD																																																								

Source: Interactive Brokers

Any trading symbols, entities or investment products displayed are for illustrative purposes only and are not intended to portray recommendations.



** Copyright © 2025 traddictiv PTE.LTD All rights reserved. ** The names traddictiv, tradewithufos, AutoUFOs, AutoClimate, 拓迪福, 交易外星人 and their corresponding associated logos and imageries are trademarks and/or copyrighted material of traddictiv PTE.LTD Singapore. All rights reserved.

Strategies & Applications

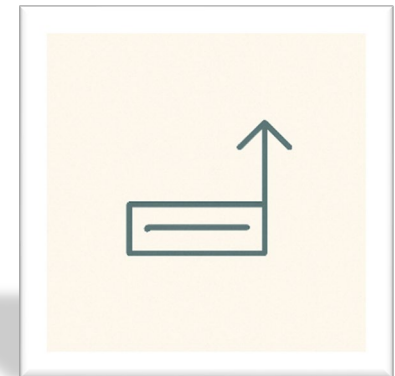
- Now that we've covered the market landscape
- Now that we've covered the contract advantages...
- Let's look at how TWN/MTWN can be used when trading
- We'll explore strategies suitable for multiple trading styles:
 - Trend trades
 - Breakouts
 - Reversals
 - Scaling techniques
 - Etc.



Any trading symbols, entities or investment products displayed are for illustrative purposes only and are not intended to portray recommendations.

Breakout From Compression

- TWN often builds tight consolidation zones during quieter hours
- A break can trigger strong directional follow-through
- MTWN allows early participation with controlled risk
- TWN can be added once the breakout is confirmed



Any trading symbols, entities or investment products displayed are for illustrative purposes only and are not intended to portray recommendations.

Breakout From Compression



Direction: Long
Target: 2214.25
Entry-Price: 2204.00
Stop-Loss: 2200.00

Multiplier	40
Exchange	SGX
Trading Class	TWN
Margin: Low Leverage	
Margin Requirements Per Contract	
Initial	5750.01 USD

88-min trade
Result: \$410 per contract
Risk: \$160 per contract
R:R Ratio: 2.56 : 1
ROM: 7.13%

Rationale:


Historical volatility below its Bollinger Band® indicates an extreme level of compression – An expansion is expected at this point.

Any trading symbols, entities or investment products displayed are for illustrative purposes only and are not intended to portray recommendations.



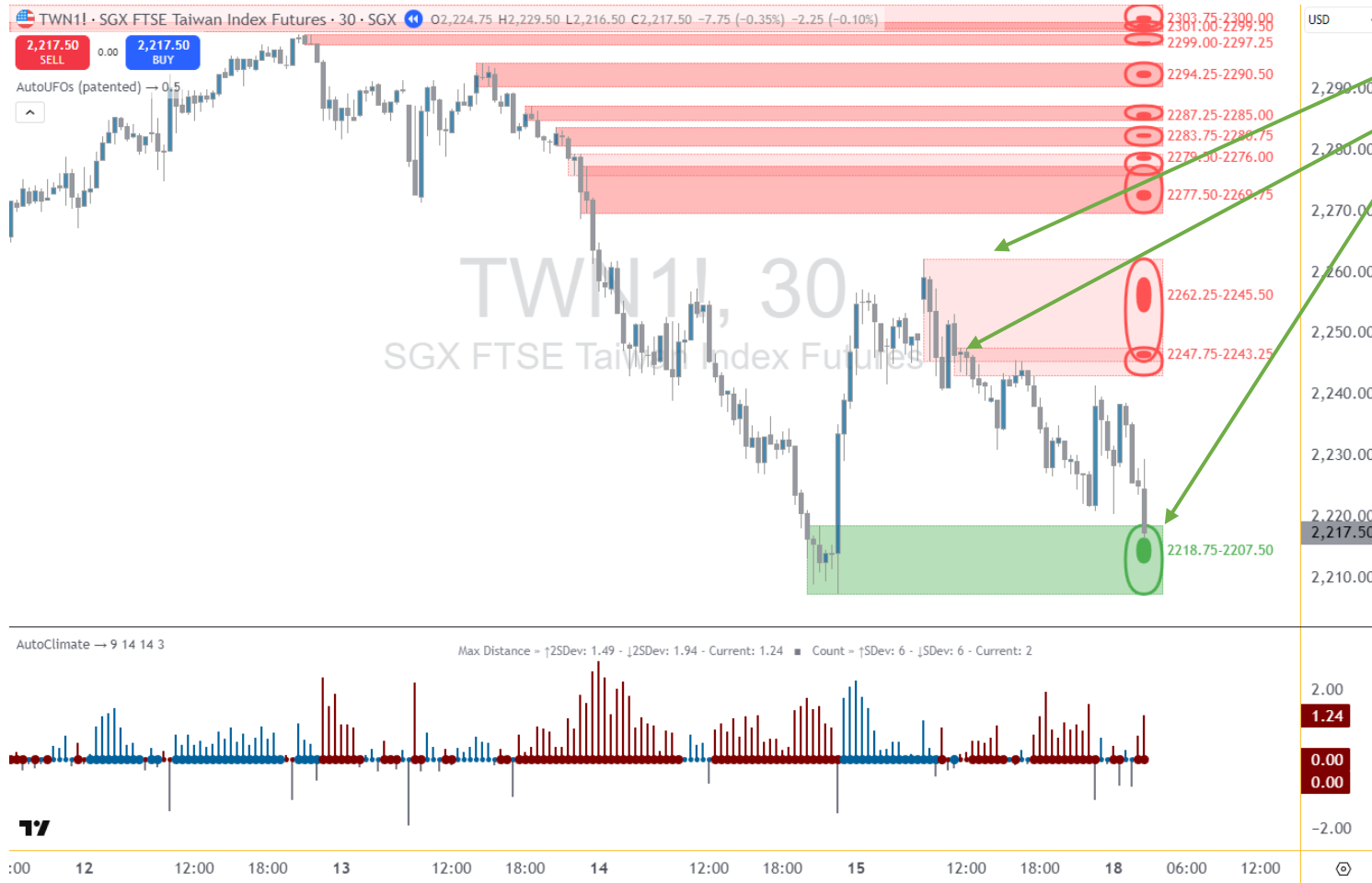
Trend-Following Setup

- Identify a confirmed uptrend or downtrend
- This can be done looking at its climate
- Look for pullbacks into UFO price zones within that trend
- Efficient during strong global tech sentiment/momentum



Any trading symbols, entities or investment products displayed are for illustrative purposes only and are not intended to portray recommendations.

Trend-Following Setup



Direction: Short

Stop-Loss: 2262.25

Entry-Price: 2245.50

Stop-Loss: 2218.75

Multiplier	40
Exchange	SGX
Trading Class	TWN
Margin: Low Leverage	
Margin Requirements Per Contract	
Initial	5750.01 USD

14-hour trade

Result: \$1.070 per contract

Risk: \$670 per contract

R:R Ratio: 1.59 : 1

ROM: 18.60%

Rationale:

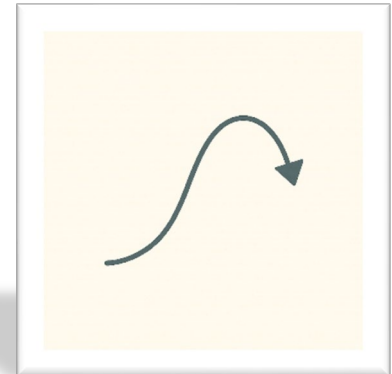
A retracement into a UFO (UnFilled Orders) resistance in the context of a down-climate sets the stage for a continuation to the downside.

Any trading symbols, entities or investment products displayed are for illustrative purposes only and are not intended to portray recommendations.



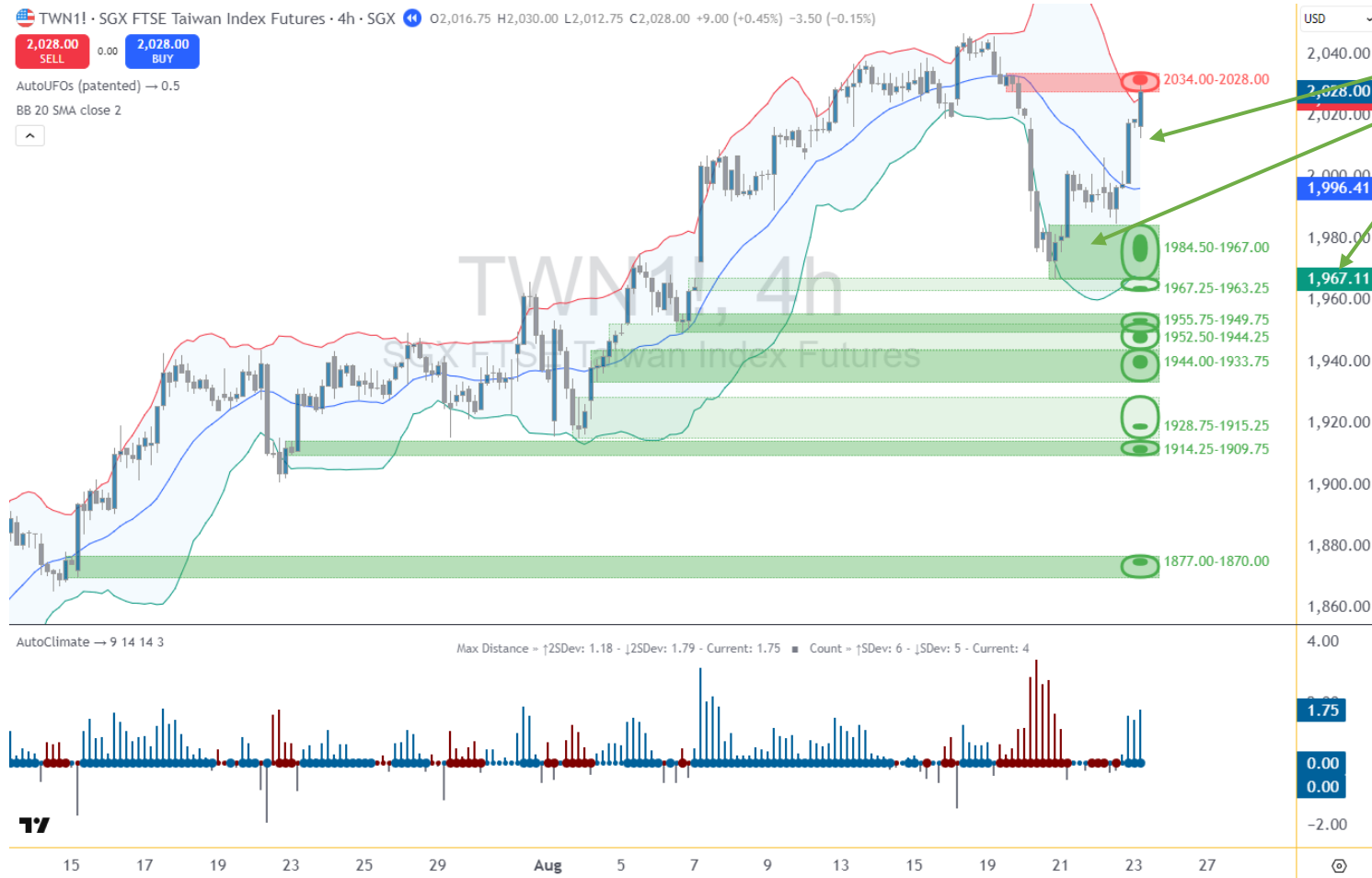
Trend Reversal Setup

- Reversals often emerge when climate show statistical exhaustion
- Further out S/R zones can create high-probability turning points
- MTWN ideal for testing a reversal idea with reduced exposure
- TWN can be added once reversal confirmation appears



Any trading symbols, entities or investment products displayed are for illustrative purposes only and are not intended to portray recommendations.

Trend Reversal Setup



Direction: Long
Target: 2028.00
Entry-Price: 1967.25
Stop-Loss: 1963.25

Multiplier	40
Exchange	SGX
Trading Class	TWN
Margin: Low Leverage	
Margin Requirements Per Contract	
Initial	5750.01 USD

5-day trade
Result: \$2,430 per contract
Risk: \$160 per contract
R:R Ratio: 15 : 1
ROM: 42.26%

Rationale:

Price piercing below the lower Bollinger Band® as Climate shows a major red spike indicating potential lack of sustainability – Suggesting a long opportunity.

Any trading symbols, entities or investment products displayed are for illustrative purposes only and are not intended to portray recommendations.



Scaling In & Scaling Out

- Add more MTWN or transition into TWN as momentum confirms
- Scaling in reduces initial risk while improving entry efficiency
- Ideal when markets build direction gradually after global news
- Take partial profits into opposing UFO zones or volatility spikes
- Keep a portion of the position to ride extended movements
- Scaling out locks in gains while allowing trend continuation
- Works well during European–US session handover volatility



Any trading symbols, entities or investment products displayed are for illustrative purposes only and are not intended to portray recommendations.

Scaling In & Scaling Out



Direction: Short

Entry

Economic Report Release:
Each 1st Friday
at 8:30 AM New York Time

Rationale:


A short trader is running a profitable trade and is about to meet the Monthly US Unemployment Economic Report which could reverse the trade – A scaling out action would lock in profits and reduce risk.

Any trading symbols, entities or investment products displayed are for illustrative purposes only and are not intended to portray recommendations.



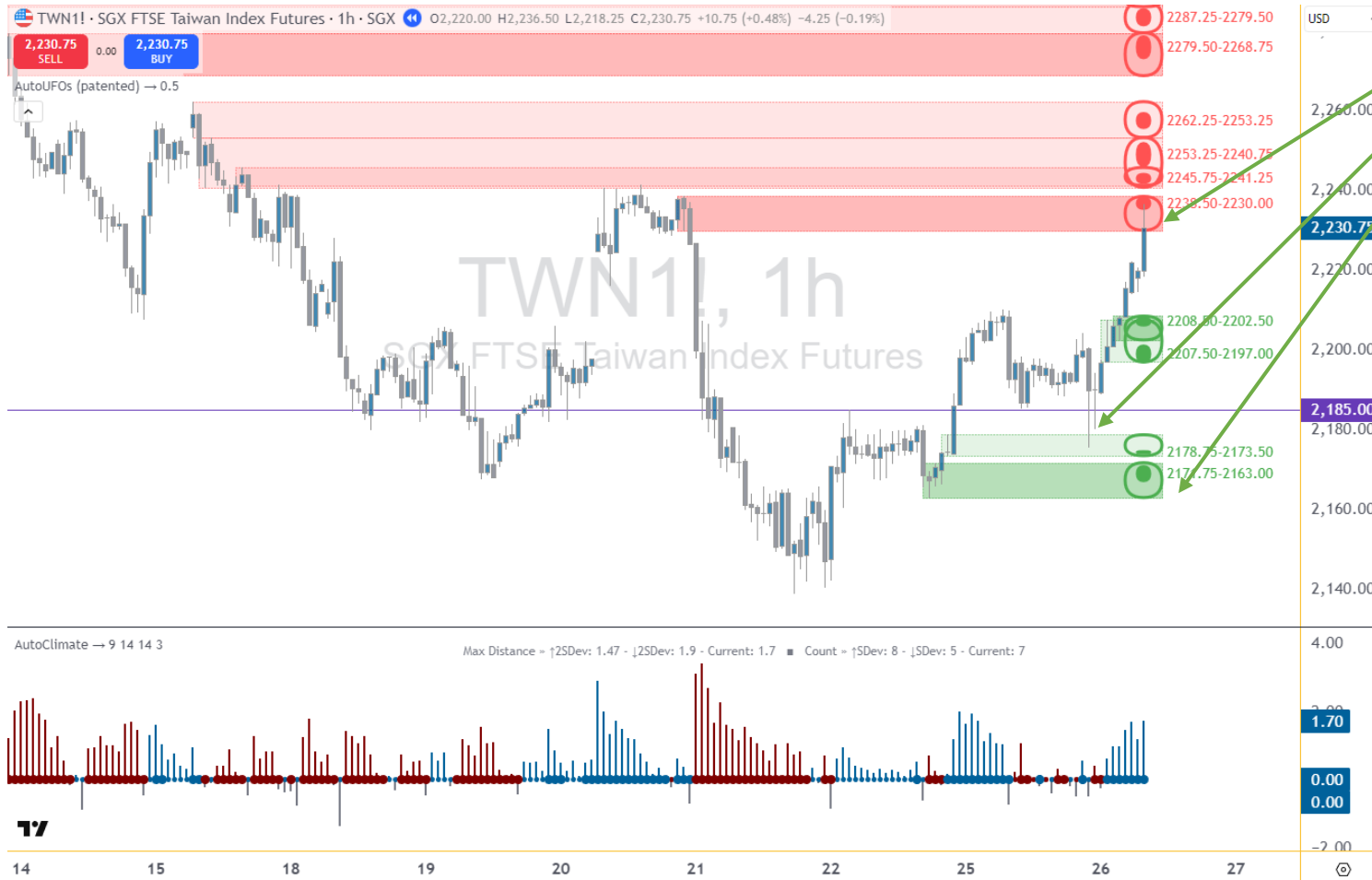
Break-and-Retest Entry

- Strong moves often break key swing highs or lows
- Retesting the breakout zone provides cleaner, lower-risk entries
- Often aligns with fresh UFO levels after breakout
- TWN/MTWN: precise timing during T+1 global session volatility



Any trading symbols, entities or investment products displayed are for illustrative purposes only and are not intended to portray recommendations.

Break-and-Retest Entry



Direction: Long
Target: 2230.00
Entry-Price: 2178.75
Stop-Loss: 2163.00

Multiplier	40
Exchange	SGX
Trading Class	TWN
Margin: Low Leverage	
Margin Requirements Per Contract	
Initial	5750.01 USD

88-min trade
Result: \$2,050 per contract
Risk: \$630 per contract
R:R Ratio: 3.25 : 1
ROM: 35.65%

Rationale:



While we could enter the breakout as it is happening, a more conservative approach would suggest waiting for a retracement into the origin of such breakout, ideally where strong UFO support is present.

Any trading symbols, entities or investment products displayed are for illustrative purposes only and are not intended to portray recommendations.



Portfolio Positioning

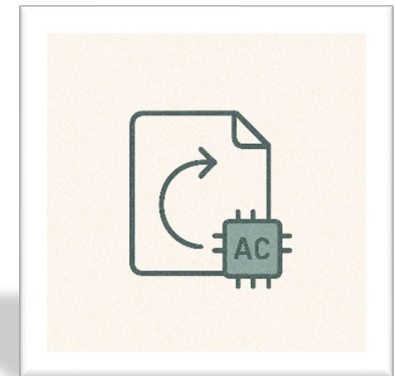
- TWN and MTWN complement global equity exposure
- Useful for hedging semiconductor or tech-heavy portfolios
- Adds diversification to US tech and Asia regional indices
- Flexible sizing allows strategic and tactical applications



Any trading symbols, entities or investment products displayed are for illustrative purposes only and are not intended to portray recommendations.

Why Taiwan Derivatives

- No need for direct stock access or custody
- Liquidity and tight spreads across global sessions
- Clean exposure to a diversified Taiwan tech index
- Ability to react instantly to global AI-driven events



Live Demonstration

- We will now switch to real-time charts
- Explore how TWN and MTWN behave when live
- Identify potential opportunities across different trading styles
- Demonstrate the unique characteristics of SGX Taiwan Futures



Any trading symbols, entities or investment products displayed are for illustrative purposes only and are not intended to portray recommendations.

Additional Resources



Step 1: Watch video-lessons (all styles, all assets)

Go to  www.youtube.com/@tradewithufos
and join our channel



Step 2: Activate AutoClimate™ for TradingView for free

Go to  tradewithufos.com/basket/?apply_coupon=ibkr-climate
and follow the steps

Any trading symbols, entities or investment products displayed are for illustrative purposes only and are not intended to portray recommendations.

Interactive Q&A



- Clarify concepts discussed in the webinar
- Address platform-related queries (TradingView or IBKR)