

October 8, 2025

# India in Your Portfolio: Practical Strategies For Global Traders via SGX GIFT Connect

---

**Jose Blasco**

Trader & Founder,  
Traddictiv

[www.ibkr.com/campus/webinars](http://www.ibkr.com/campus/webinars)

[www.ibkr.eu/campus/webinars](http://www.ibkr.eu/campus/webinars)

Exchange and Industry Sponsored Webinars are presented by unaffiliated third parties. IBKR is not responsible for the content of these presentations.

You should review the contents of each presentation and make your own judgment as to whether the content is appropriate for you. IBKR does not provide recommendations or advice. This presentation is not an advertisement or solicitation for new customers. It is intended only as an educational presentation.

## Disclosure:

Options involve risk and are not suitable for all investors. For information on the uses and risks of options, you can obtain a copy of the Options Clearing Corporation risk disclosure document titled [Characteristics and Risks of Standardized Options](#) or by calling (312) 542-6901.

Futures are not suitable for all investors. The amount you may lose may be greater than your initial investment. Before trading futures, please read the [CFTC Risk Disclosure](#). For a copy visit your local Interactive Brokers Website.

Security futures involve a high degree of risk and are not suitable for all investors. The amount you may lose may be greater than your initial investment. Before trading security futures, please read the [Security Futures Risk Disclosure Statement](#). For a visit copy your local Interactive Brokers Website.

There is a substantial risk of loss in foreign exchange trading. The settlement date of foreign exchange trades can vary due to time zone differences and bank holidays. When trading across foreign exchange markets, this may necessitate borrowing funds to settle foreign exchange trades. The interest rate on borrowed funds must be considered when computing the cost of trades across multiple markets.

The Order types available through Interactive Brokers Trader Workstation are designed to help you limit your loss and/or lock in a profit. Market conditions and other factors may affect execution. In general, orders guarantee a fill or guarantee a price, but not both. In extreme market conditions, an order may either be executed at a different price than anticipated or may not be filled in the marketplace.

There is a substantial risk of loss in trading futures and options. Past performance is not indicative of future results.

Any stock, options or futures symbols displayed are for illustrative purposes only and are not intended to portray recommendations.

IRS Circular 230 Notice: These statements are provided for information purposes only, are not intended to constitute tax advice which may be relied upon to avoid penalties under any federal, state, local or other tax statutes or regulations, and do not resolve any tax issues in your favor.

Interactive Brokers LLC is a member of NYSE FINRA SIPC

Interactive Brokers Canada Inc - Is a member of the Canadian Investment Regulatory Organization (CIRO) and Member - Canadian Investor Protection Fund

Interactive Brokers (U.K.) Limited is authorised and regulated by the Financial Conduct Authority. FCA Register Entry Number 208159

Interactive Brokers Ireland Limited is regulated by the Central Bank of Ireland. CBI, reference number C423427

Interactive Brokers Australia Pty. Ltd. - ABN 98 166 929 568 is licensed and regulated by the Australian Securities and Investments Commission AFSL: 453554

Interactive Brokers Singapore Pte. Ltd. - Is licensed and regulated by the Monetary Authority of Singapore. MAS, Licence No. CMS100917

Interactive Brokers Hong Kong Limited is regulated by the Hong Kong Securities and Futures Commission, and is a member of the SEHK and the HKFE

Interactive Brokers India Pvt. Ltd. member: NSE, BSE, SEBI. Regn. No. SEBI Registration No. INZ000217730; NSDL: IN-DP-NSDL-301-2008

As with all investments, your capital is at risk

#### Disclaimers:

The following videos/clips/demonstrations are for educational and instructional purposes only. Traddictiv provides these videos purely for the purpose of demonstrating a method of using the product. Users understand that all the content used in the video is purely for demonstration purposes only and is not a guide and does not provide any indication or prediction of actual results.


As a User you understand and agree that hypothetical results obtained through the demonstration, do not indicate, in any way, the results you may receive on using our products.

# India in Your Portfolio: Practical Strategies for Global Traders via SGX GIFT Connect



LinkedIn

Jose Blasco, MBA, CQF  
Quantitative Strategist,  
Financial Trader,  
Professor, Author



# Agenda

- ◆ Introductions
- ◆ Why India is gaining global investor interest
- ◆ How SGX GIFT Connect works
- ◆ Trading Indian Index Futures, SSFs, and INR/USD FX
- ◆ Real-time trade demos using IBKR
- ◆ Free Bonus Resources — something for you!
- ◆ Q&A — bring your questions!

# Introduction



LinkedIn




**Jose Blasco** is an expert at the intersection of AI, financial trading, and risk management, renowned for pioneering the use of advanced technologies to navigate the complexities of global markets. As the founder of Traddictiv PTE. LTD., he specializes in creating cutting-edge trading technologies that leverage machine learning and AI, significantly enhancing strategic market analysis and decision-making processes.

With a solid foundation in quantitative finance, evidenced by his Certificate in Quantitative Finance (CQF), and a broad spectrum of experience spanning financial trading and quantitative research, Jose's work embodies the fusion of technical expertise with practical financial acumen. An acclaimed educator and communicator, he has been recognized with prestigious awards for his ability to demystify complex financial and technological concepts for a global audience, fostering a deeper understanding and application of AI in finance.

Jose's multifaceted career is marked by a commitment to innovation, excellence in research and teaching, and a passion for bridging theoretical knowledge with real-world application.

**Traddictiv Pte. Ltd.** is a trading technology company that provides intelligent tools for traders, investors and hedgers. They also offer education for everyone from the hobbyist to the professional, always along with their patented and easy-to-use trading technology.



## Join this Wooclap event



 [Copy participation link](#)



1

Go to **wooclap.com**

2

Enter the event code in the top banner

Event code  
**SGX**



**wooclap**



100%



0



\*\* Copyright © 2025 traddictiv PTE.LTD All rights reserved. \*\* The names traddictiv, tradewithufos, AutoUFOs, AutoClimate, 拓迪福, 交易外星人 and their corresponding associated logos and imageries are trademarks and/or copyrighted material of traddictiv PTE.LTD Singapore. All rights reserved.

Go to **wooclap.com** and use the code **SGX**



Have you ever traded Indian markets before? If so, which ones?



Let's vote!

0

answers received



01:28



**wooclap**



100%



0



\*\* Copyright © 2025 traddictiv PTE.LTD All rights reserved. \*\* The names traddictiv, tradewithufos, AutoUFOs, AutoClimate, 拓迪福, 交易外星人 and their corresponding associated logos and imageries are trademarks and/or copyrighted material of traddictiv PTE.LTD Singapore. All rights reserved.

Go to **wooclap.com** and use the code **SGX**



What's the biggest opportunity you see in India's markets?



Let's vote!

0

answers received



01:29



**wooclap**



100%



0



\*\* Copyright © 2025 traddictiv PTE.LTD All rights reserved. \*\* The names traddictiv, tradewithufos, AutoUFOs, AutoClimate, 拓迪福, 交易外星人 and their corresponding associated logos and imageries are trademarks and/or copyrighted material of traddictiv PTE.LTD Singapore. All rights reserved.



# India vs. Other Markets

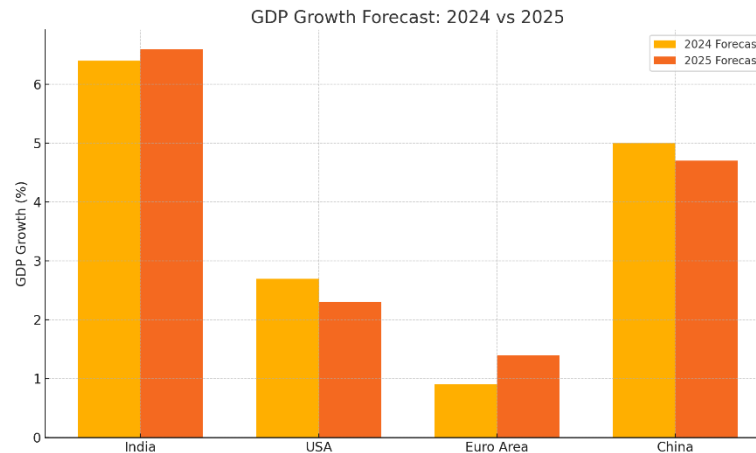
## Why Now? Why India?

- India is among the fastest-growing major economies
- Attractive to global investors seeking diversification & emerging market exposure
- Accessible through SGX GIFT Connect without local tax or regulatory barriers
- Trade Indian equities and FX in USD

*Any trading symbols, entities or investment products displayed are for illustrative purposes only and are not intended to portray recommendations.*

# Key Macro Growth Drivers

- GDP Growth: Among the highest globally (6–7% range)
- Demographics: Largest youth population, growing middle class
- Infrastructure Push: Manufacturing, digital services, logistics
- Policy Reforms: Digitization, FDI-friendly environment (FDI: Foreign Direct Investment)
- Market Depth: Expanding capital markets, broad sector exposure



**Sources:** Averaging forecasts from IMF, World Bank, Reserve Bank of India, Ministry of Finance (India), European Commission, U.S. Congressional Budget Office & BEA, and National Bureau of Statistics of China

***Any trading symbols, entities or investment products displayed are for illustrative purposes only and are not intended to portray recommendations.***

# How Indian Equities Differ

Feature	India via SGX	U.S. / EU	China
Currency	USD	USD / EUR	CNY
Growth Focus	Emerging, high growth	Mature	Slowing, policy-driven
Foreign Investor Access	✓ Seamless via SGX	✓ Direct, but jurisdictional steps	✗ Often restricted or gated
Tax Treatment	✓ No Securities Transaction Tax (STT)	✗ Potential tax on gains & withholdings	✗ Tax + capital controls
Dividends / Interest Tax	✓ No local withholding via SGX	✗ Withholding tax in many cases	✗ Withholding & repatriation risk
Short Selling	✓ Easy via SSFs	✗ Possible, but often restricted or regulated	✗ Often disallowed
Sector Strengths	IT, Financials, Pharma, Infra	Tech, Industrials, Consumer	Tech, SOEs
Trading Hours	Covers Asia, EU, U.S. sessions	Mostly regular hours	Limited to regional hours

*Any trading symbols, entities or investment products displayed are for illustrative purposes only and are not intended to portray recommendations.*

## Appeal for Global Traders

- USD-denominated contracts — No INR exposure required
- No STT / capital gains tax via SGX GIFT
- Healthy liquidity in GIFT Nifty & top Indian SSFs
- Extended trading hours across Asia, Europe, U.S.
- High volatility names — tactical and hedgeable

# IBKR Platforms

## Trading Platforms by Trading Experience

IBKR GlobalTrader	Mobile
Client Portal	Web
IBKR Desktop	Desktop <b>New</b>
IBKR Mobile	Mobile
Trader Workstation (TWS)	Desktop
IBKR APIs	Desktop

## Specialty Trading Platforms

IBKR ForecastTrader	Web
IMPACT	Mobile

Beginner

Intermediate

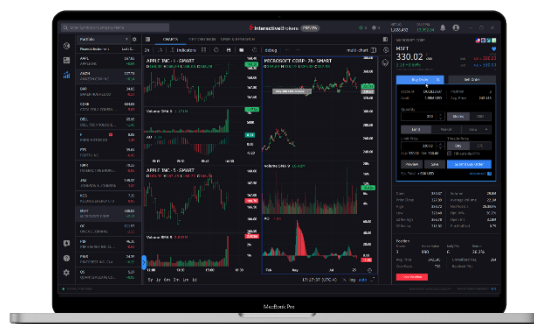
Advanced



Beginner

Intermediate

Advanced



***Any trading symbols, entities or investment products displayed are for illustrative purposes only and are not intended to portray recommendations.***

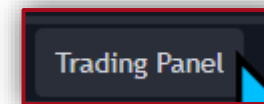


\*\* Copyright © 2025 traddictiv PTE.LTD All rights reserved. \*\* The names traddictiv, tradewithufos, AutoUFOs, AutoClimate, 拓迪福, 交易外星人 and their corresponding associated logos and imageries are trademarks and/or copyrighted material of traddictiv PTE.LTD Singapore. All rights reserved.

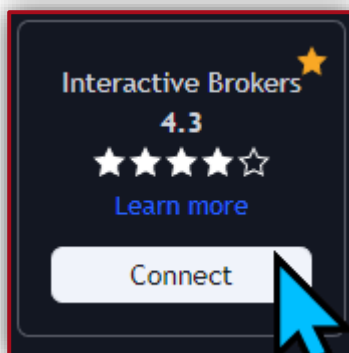
# IBKR + TradingView



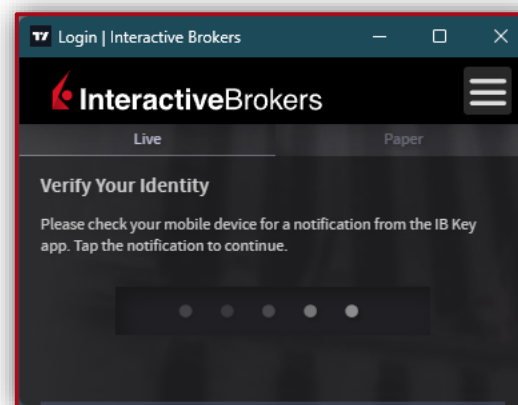
1.  
Click on the  
TradingView  
Trading Panel



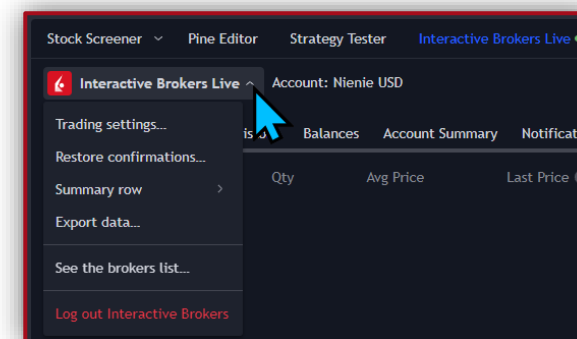
2.  
Select  
Interactive  
Brokers



3.  
Enter your  
Credentials  
and Verify  
your Identity



4.  
The Trading Panel has  
now changed to IBKR Live



*Any trading symbols, entities or investment products displayed are for illustrative purposes only and are not intended to portray recommendations.*

## What Is GIFT Connect?

- SGX–NSE IX integration via GIFT City (Gujarat International Finance Tec-City)
- SGX orders routed to NSE IX for execution
- Clearing and settlement is directly handled by SGX's own clearinghouse (SGX-DC).
- No onshore registration, no algo-certification, no STT
- USD-denominated contracts, no INR exposure required
- Extended trading hours: Asia, Europe, U.S. coverage



***Any trading symbols, entities or investment products displayed are for illustrative purposes only and are not intended to portray recommendations.***

\*\* Copyright © 2025 traddictiv PTE.LTD All rights reserved. \*\* The names traddictiv, tradewithufos, AutoUFOs, AutoClimate, 拓迪福, 交易外星人 and their corresponding associated logos and imageries are trademarks and/or copyrighted material of traddictiv PTE.LTD Singapore. All rights reserved.



# GIFT Nifty Futures & Options

Key Products Traded on SGX GIFT via NSE IX:

- GIFT Nifty 50 Index Futures & Options
- GIFT Nifty Bank, IT, and Financial Services Indices
- USD-denominated, cash-settled
- 20<sup>+</sup>-hour trading with high liquidity
- No STT / capital gains tax
- Same-day clearing via SGX-DC

*Any trading symbols, entities or investment products displayed are for illustrative purposes only and are not intended to portray recommendations.*



\*\* Copyright © 2025 traddictiv PTE.LTD All rights reserved. \*\* The names traddictiv, tradewithufos, AutoUFOs, AutoClimate, 拓迪福, 交易外星人 and their corresponding associated logos and imageries are trademarks and/or copyrighted material of traddictiv PTE.LTD Singapore. All rights reserved.



# Contract Specs

Market	Root	Expirations	Tick	Tick Value	Closed	Hours*	Margin
NIFTY FUTURES & OPTIONS	NIFTY	3 monthly + 3 quarterly contracts	0.50	\$1	2h40' per day	9a-6:10p + 7:05p-5:15a	\$2,875.02 per contract

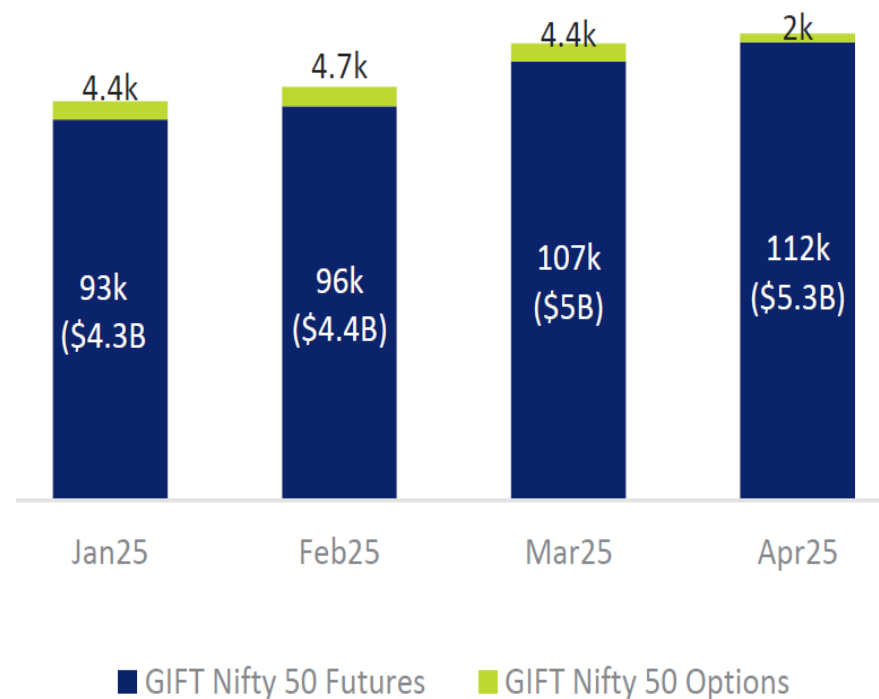
\*Times are expressed as SGT (Singapore Time)



***Any trading symbols, entities or investment products displayed are for illustrative purposes only and are not intended to portray recommendations.***

# Healthy Liquidity

## GIFT Nifty Derivatives DAV, lots



Source: SGX

***Any trading symbols, entities or investment products displayed are for illustrative purposes only and are not intended to portray recommendations.***

## Use Cases for Nifty

- ◆ Directional Trades
  - Express bullish or bearish views on India's market
  - Take positions with leverage and liquidity
- ◆ Hedging Exposure
  - Hedge local equity or ETF positions
  - Use options to manage risk premiums
- ◆ Spread or Arbitrage Strategies
  - Calendar spreads, basis trades
  - Cross-index hedging (e.g. Nifty vs. S&P or MSCI EM)

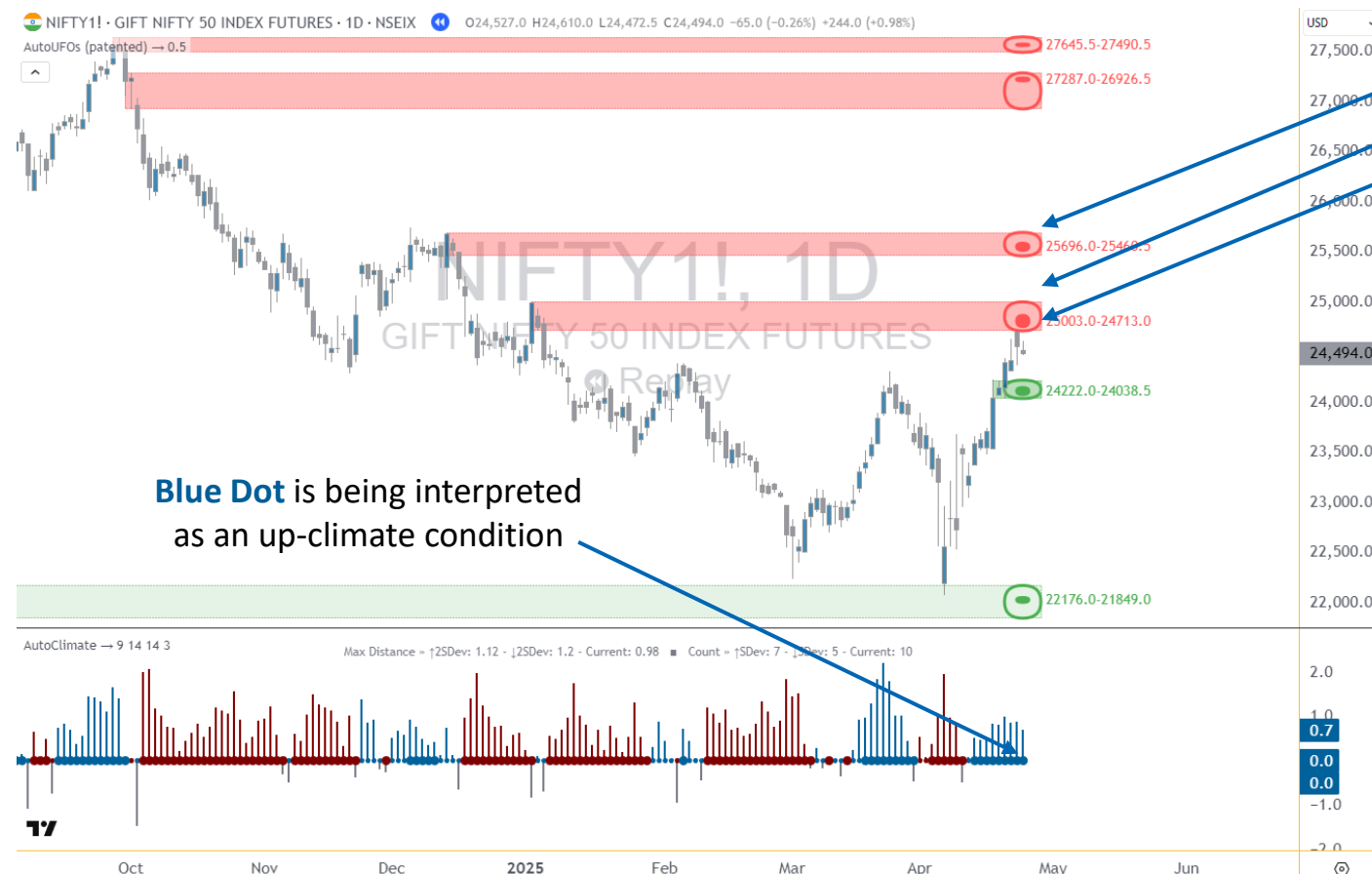


Live Demo coming up next

# Platform Walkthrough

- How to find GIFT Nifty Products on IBKR
- How to interpret contract specs (symbol, tick size, margin, etc.)
- Place a sample long/short trade
- Monitor margin impact and execution details

# Trade Example (I)



Blue Dot is being interpreted as an up-climate condition

**Direction:** Long

**Target:** 24713.0

**Entry-Price:** 24222.0

**Stop-Loss:** 24038.5

SGX NSE IFSC Nifty 50 Index	
Security Type	FUT
Underlying	NIFTY IND
Contract Month	JUN25
Expiration Date	JUN 26 '25
Last Trading Date	JUN 26 '25 18:00
	HKT
Currency	USD
Multiplier	2
Exchange	SGX
Trading Class	NIFTY
Symbol	NIFTYM25
Contract ID	746365053
Product Type	Equity Index
Settlement Method	Cash
Min. Tick Size	0.5

**Market:** SGX GIFT NIFTY

**Point Value:** \$2/point = \$1/tick

**Entry Strategy:**

- Buy at a UFO support in the context of an up-climate.

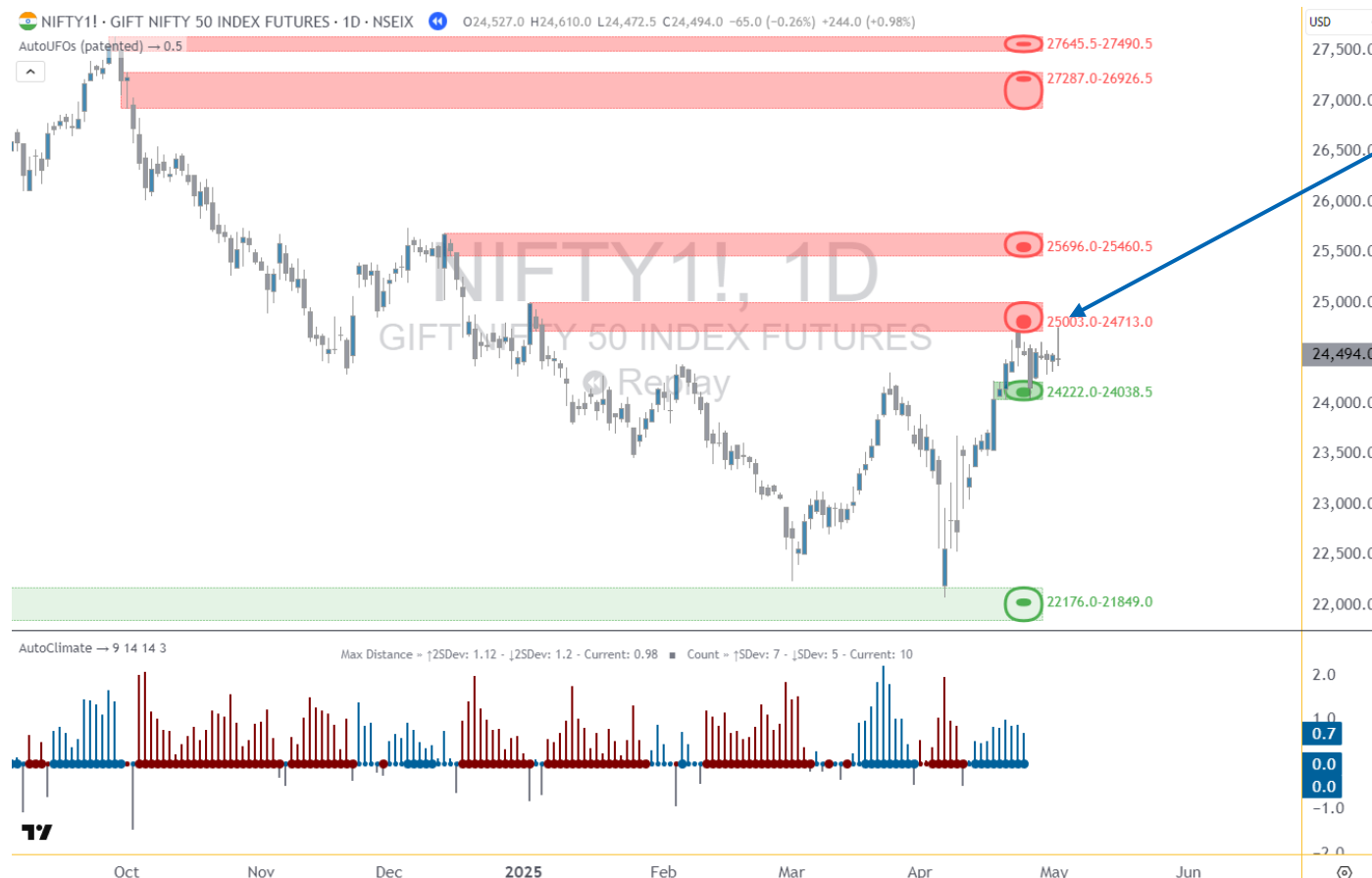
**Exit Strategy:**

- Exit at a UFO resistance
- Stop Loss: Below the buy zone

**Timeframe:** Daily

**Any trading symbols, entities or investment products displayed are for illustrative purposes only and are not intended to portray recommendations.**

# Trade Example (II)



**Target:** Reached at 24713.0

**End-Result:** 6-day trade

**Distance travelled:** 491 points

**Profit\*:** **\$982 (USD)** per contract  
491 points (24713.0-24222.0) x \$2/point

**Risk\*:** **\$367 (USD)** per contract  
183.5 points (24222-24038.5) x \$2/point

**R:R Ratio:** 2.67 : 1

**Required Margin\*:** \$2,875.02

**ROM:** 34.15% in 6 days

Margin Requirements Per Contract	
Initial	2875.02 USD
Maintenance	2500.01 USD

**Any trading symbols, entities or investment products displayed are for illustrative purposes only and are not intended to portray recommendations.**

## Single Stock Futures (SSFs)

- Trade USD-denominated SSFs on 49 top Indian stocks
- Includes names like HDFC Bank, Infosys, Reliance, ICICI Bank
- No physical settlement – 100% cash-settled
- Cross-margin benefits with GIFT Nifty Index Futures

# Contract Specs

Market	Root	Expirations	Tick	Tick Value**	Hours*	Margin**
49 Top Indian Stocks	49 tickers	3 nearest consecutive months	0.05	\$0.05 x Multiplier	8:55a-6:15p	Varies per contract

\*Times are expressed as SGT (Singapore Time)

\*\*Right-click “Financial Instrument Info” > “Description”

No.	SGX India Single Stock Futures	SGX Ticker Symbol	No.	SGX India Single Stock Futures	SGX Ticker Symbol	No.	SGX India Single Stock Futures	SGX Ticker Symbol	No.	SGX India Single Stock Futures	SGX Ticker Symbol
1	Adani P & S Eco Zone Futures	ZADS	14	Eicher Motors Futures	ZEIM	27	Infosys Futures	ZINF	40	Tata Consult Svc Futures	ZTCS
2	Ambuja Cements Futures	ZACE	15	GAIL India Futures	ZGAI	28	ITC Futures	ZITD	41	Tata Motors Futures	ZTTM
3	Asian Paints Futures	ZAPN	16	HCL Technologies Futures	ZHCL	29	Kotak Mahindra Bank Futures	ZKMB	42	Tata Steel Futures	ZTAT
4	Aurobindo Pharma Futures	ZARB	17	HDFC Bank Futures	ZHDB	30	Larsen & Toubro Futures	ZLT	43	Tech Mahindra Futures	ZTEC
5	Axis Bank Futures	ZAXS	18	Hero MotoCorp Futures	ZHMC	31	Lupin Futures	ZLPC	44	UltraTech Cement Futures	ZUTC
6	Bajaj Auto Futures	ZBJA	19	Hindalco Industries Futures	ZHND	32	Mahindra & Mahindra Futures	ZMM	45	UPL Futures	ZUPL
7	Bajaj Finance Futures	ZBAF	20	Hindustan Petroleum Corp Futures	ZHPC	33	Maruti Suzuki India Futures	ZMSI	46	Vedanta Futures	ZVED
8	Bharat Petroleum Corp Futures	ZBPC	21	Hindustan Unilever Futures	ZHUV	34	NTPC Futures	ZNTP	47	Wipro Futures	ZWPR
9	Bharti Airtel Futures	ZBHA	22	ICICI Bank Futures	ZICI	35	Oil & Natural Gas Corp Futures	ZONG	48	Yes Bank Futures	ZYES
10	Bosch Futures	ZBOS	23	Sammaan Futures	ZIHF	36	Power Grid Corp of India Futures	ZPWG	49	Zee Entertainment Ent Futures	ZZEE
11	Cipla Ltd India Futures	ZCIP	24	Indian Oil Corp Futures	ZIOC	37	Reliance Industries Futures	ZRILA			
12	Coal India Futures	ZCOA	25	Indus Towers Futures	ZBHI	38	State Bank of India Futures	ZSBI			
13	Dr Reddy's Laboratories Futures	ZDRR	26	IndusInd Bank Futures	ZIIB	39	Sun Pharm Ind Futures	ZSUN			

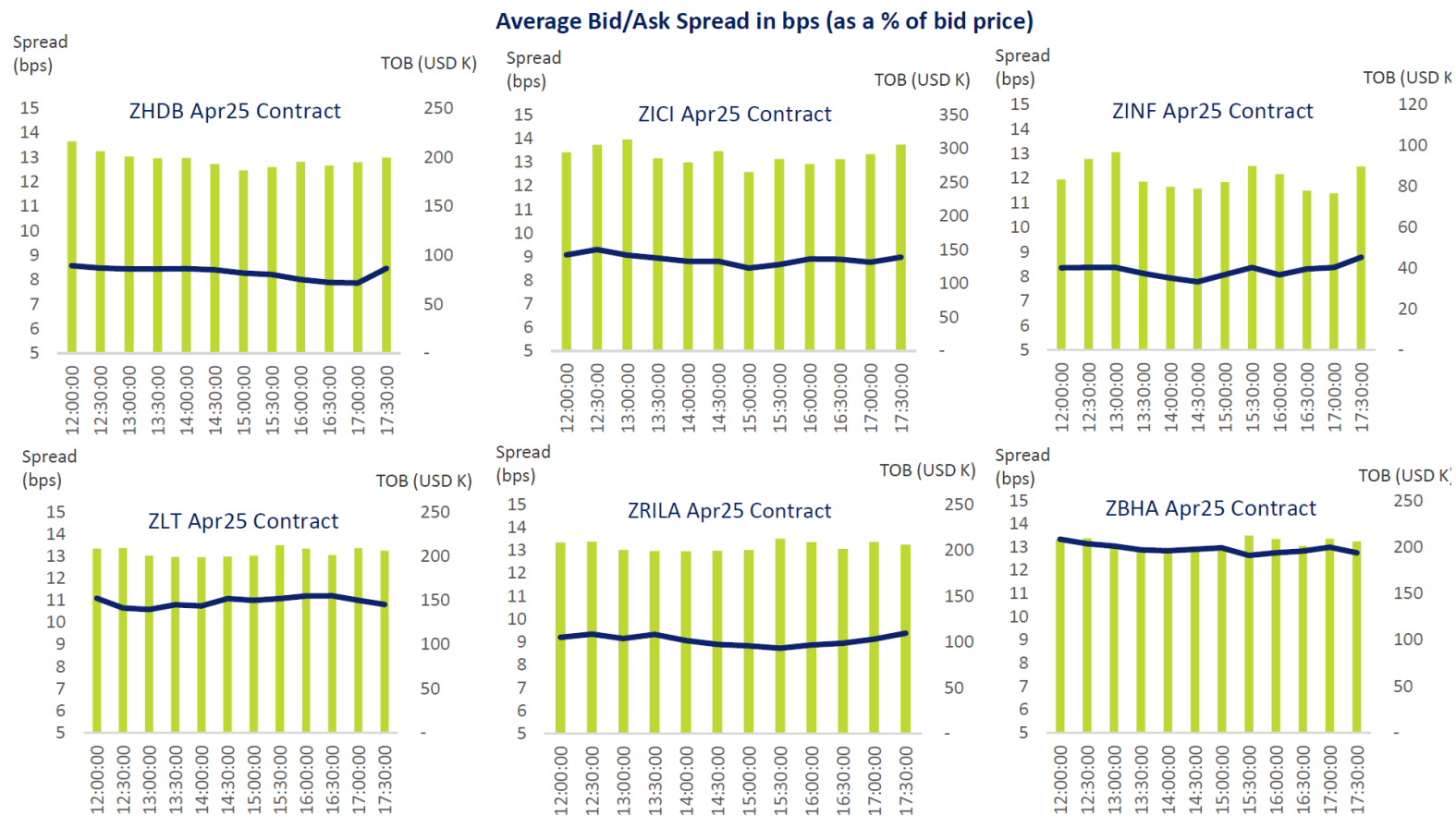
**Any trading symbols, entities or investment products displayed are for illustrative purposes only and are not intended to portray recommendations.**



\*\* Copyright © 2025 traddictiv PTE.LTD All rights reserved. \*\* The names traddictiv, tradewithufos, AutoUFOs, AutoClimate, 拓迪福, 交易外星人 and their corresponding associated logos and imageries are trademarks and/or copyrighted material of traddictiv PTE.LTD Singapore. All rights reserved.



# Healthy Liquidity



Source: SGX

**Any trading symbols, entities or investment products displayed are for illustrative purposes only and are not intended to portray recommendations.**

## Use Cases for Indian SSFs

- ◆ Go Long or Short Individual Stocks
    - Easily short Indian Scripts — no need to borrow shares
    - No short-sell restrictions (common in other jurisdictions)
  - ◆ Sector Rotation Trades
    - Use SSFs to pivot between IT, banks, energy, etc.
  - ◆ Event-Based Trades
    - Trade earnings, policy news, or corporate actions
- ✅ Leverage, no delivery risk, and no tax drag.



Live Demo next – SSF trade example on IBKR

# Platform Walkthrough

- How to find SGX-traded Indian Stocks on IBKR
- How to interpret contract specs (symbol, tick size, margin, etc.)
- Place a sample long/short trade
- Monitor margin impact and execution details

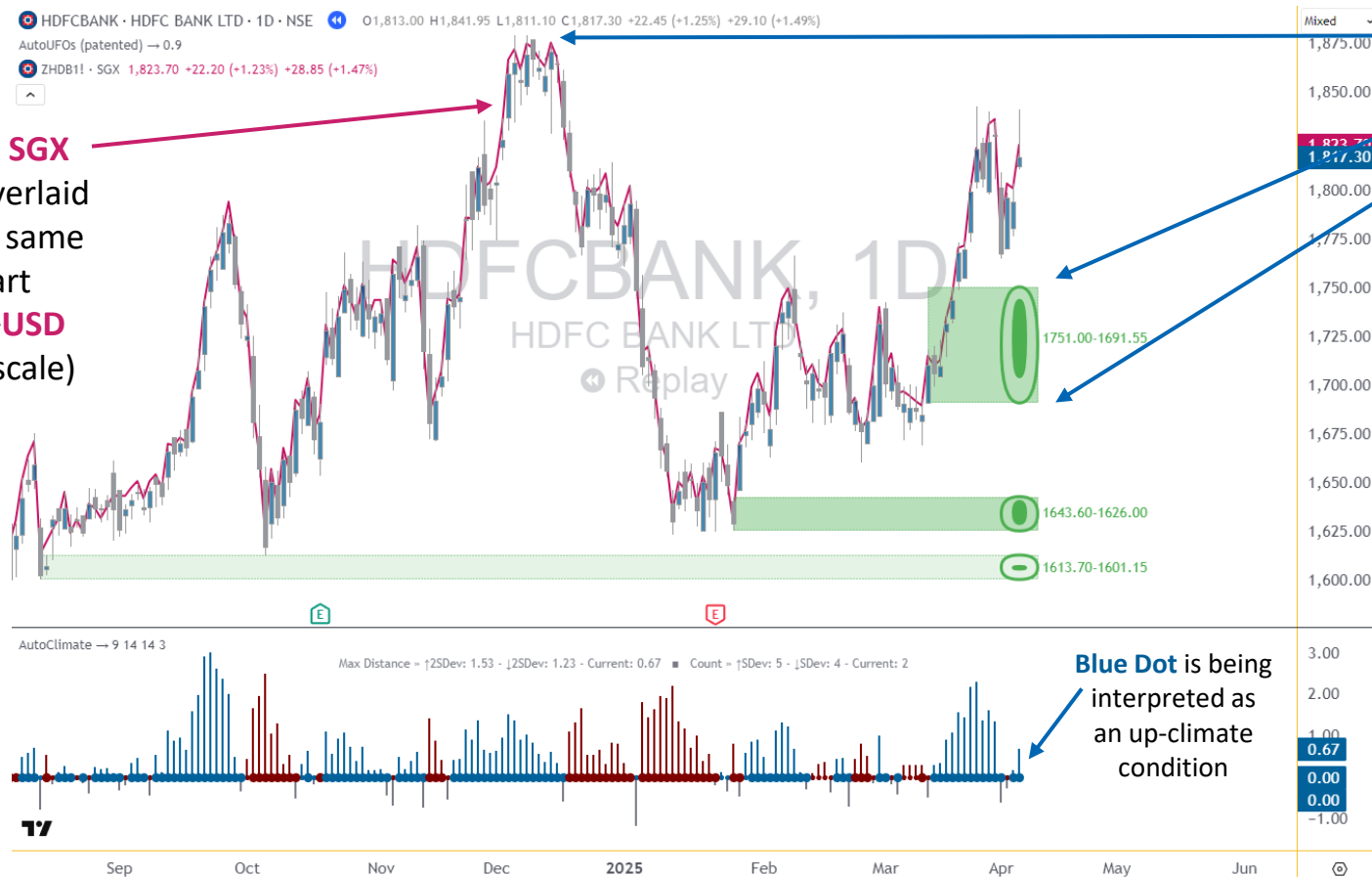


***Any trading symbols, entities or investment products displayed are for illustrative purposes only and are not intended to portray recommendations.***

\*\* Copyright © 2025 traddictiv PTE.LTD All rights reserved. \*\* The names traddictiv, tradewithufos, AutoUFOs, AutoClimate, 拓迪福, 交易外星人 and their corresponding associated logos and imageries are trademarks and/or copyrighted material of traddictiv PTE.LTD Singapore. All rights reserved.

# Trade Example (I)

NSE + SGX  
data overlaid  
on the same  
chart  
(INR+USD  
price scale)



**Direction:** Long

**Target:** 1876.05

**Entry-Price:** 1763.00

**Stop-Loss:** 1690.25

HDFC BANK LIMITED	
Security Type	FUT
Underlying	HDFCBANK STK
Contract Month	JUN25
Expiration Date	JUN 26 '25
Last Trading Date	JUN 26 '25 18:15 HKT
Currency	USD
Multiplier	20
Exchange	SGX
Trading Class	ZHDB
Symbol	ZHDBM25
Sector	Financial
Industry	Banks
Category	Commer Banks
Contract ID	768811912
Product Type	Equity
Settlement Method	Cash
Min. Tick Size	0.05 0

**Market:** SGX GIFT HDFCBANK

**Point Value:** \$20/point = \$1/tick

**Entry Strategy:**

- Buy at a UFO support in the context of an up-climate.

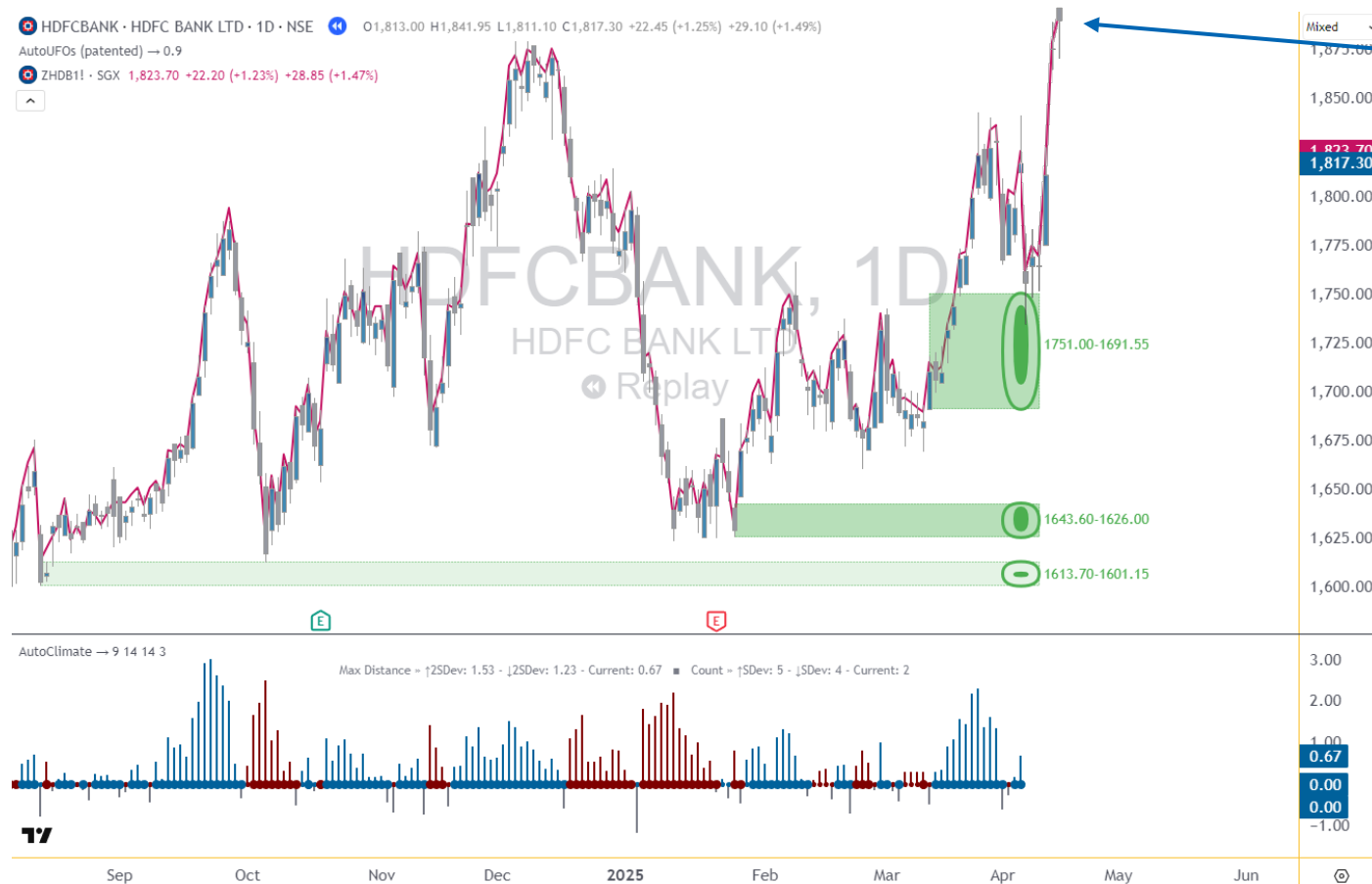
**Exit Strategy:**

- Exit at all-time high resistance
- Stop Loss: Below the buy zone

**Timeframe:** Daily

*Any trading symbols, entities or investment products displayed are for illustrative purposes only and are not intended to portray recommendations.*

# Trade Example (II)



**Target:** Reached at 1876.05

**End-Result:** 9-day trade

**Distance travelled:** 113.05 points

**Profit\*:** **\$2,261 (USD)** per contract  
113.05 points (1876.05-1763.00) x \$20/point

**Risk\*:** **\$1,455 (USD)** per contract  
72.75 points (1763.00-1690.25) x \$20/point

**R:R Ratio:** 1.55 : 1

**Required Margin\*:** \$6,768.89

**ROM:** 33.40% in 9 days

Margin Requirements Per Contract <a href="#">More</a>	
Initial (long)	6768.89 USD
Maintenance (long)	5867.33 USD
Initial (short)	6747.43 USD
Maintenance (short)	5867.33 USD

**Any trading symbols, entities or investment products displayed are for illustrative purposes only and are not intended to portray recommendations.**

## INR/USD FX Futures

- Record-breaking liquidity
- 21+-hour trading — Asia, EU, U.S. overlap
- No INR capital restrictions or tax complications
- Fine tick resolution with tight spreads
- Ideal for hedging INR exposure from equity positions or making standalone FX trades

# Contract Specs

Market	Root	Expirations	Tick	Tick Value	Closed	Hours*	Margin
INR/USD FUTURES	IU	12 monthly	0.010	\$2	2h25' per day	7:25a-7:35p + 7:50p-5:15a	\$2,688.35 per contract

\*Times are expressed as SGT (Singapore Time)

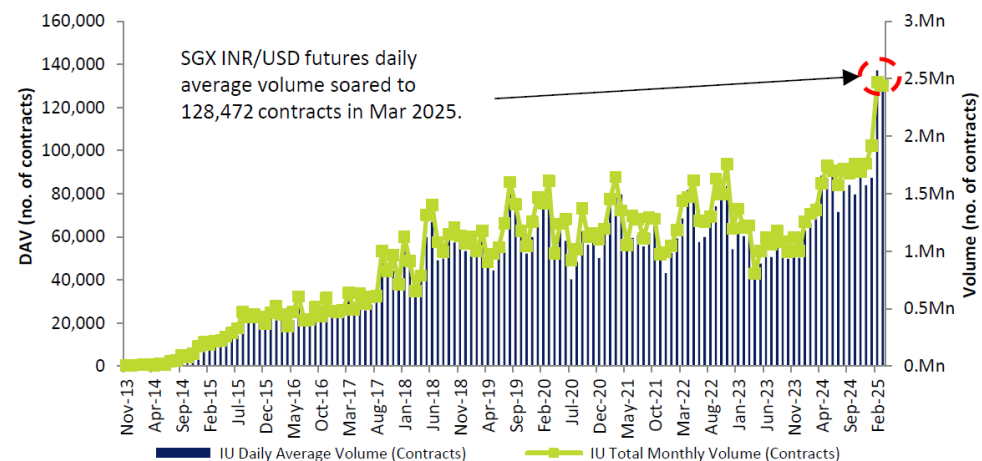


***Any trading symbols, entities or investment products displayed are for illustrative purposes only and are not intended to portray recommendations.***

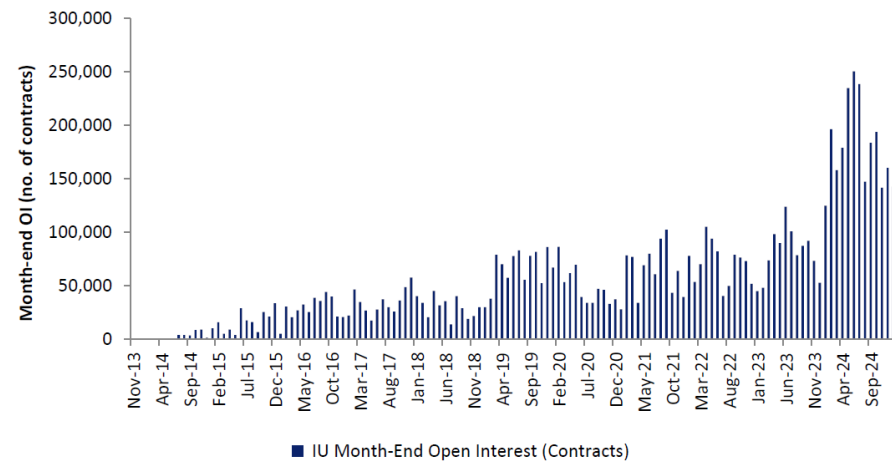


# Healthy Liquidity

## INR/USD Monthly Volume



## INR/USD Month-End OI



Source: SGX

**Any trading symbols, entities or investment products displayed are for illustrative purposes only and are not intended to portray recommendations.**



## Use Cases for INR/USD

- ◆ Hedge Exposure
  - Manage currency risk from India equity exposure
  - Hedge remittances, asset allocations, or INR flows
- ◆ Directional FX Trading
  - Trade macro trends tied to U.S. Fed, Indian monetary policy, inflation
- ◆ Portfolio Diversification
  - Use INR/USD alongside other Asian FX pairs (CNH, KRW)
  - Express currency views in a USD-regulated venue



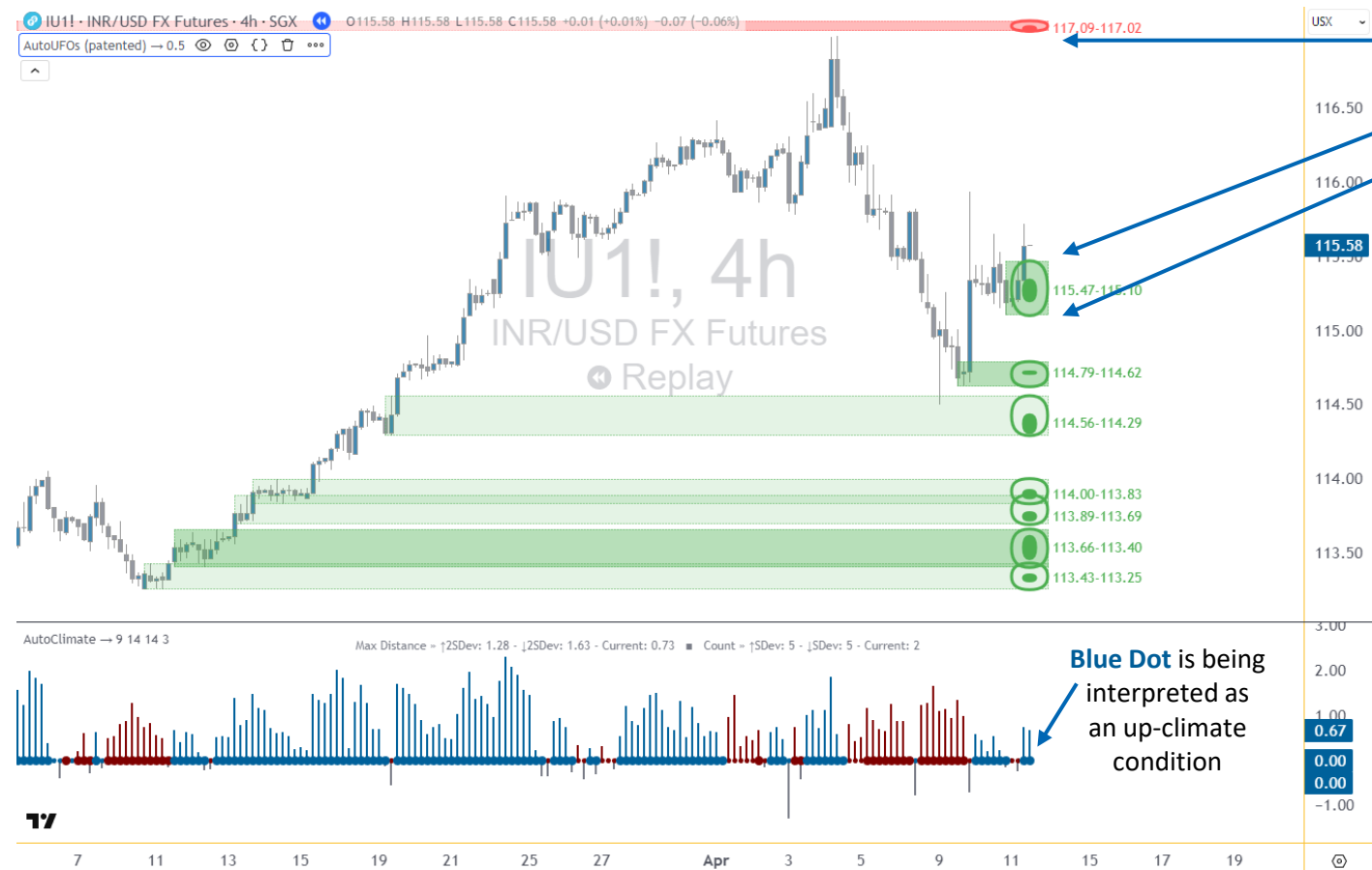
Live Demo next – INR/USD FX Futures in action via IBKR

*Any trading symbols, entities or investment products displayed are for illustrative purposes only and are not intended to portray recommendations.*

# Platform Walkthrough

- How to find the SGX-traded INR/USD on IBKR
- How to interpret contract specs (symbol, tick size, margin, etc.)
- Place a sample long/short trade
- Monitor margin impact and execution details

# Trade Example (I)



**Direction:** Long

**Target:** 117.02

**Entry-Price:** 115.47

**Stop-Loss:** 115.10

SGX Indian Rupee in US Dollar Futures	
Security Type	FUT
Underlying	IU1! IND
Contract Month	JUN25
Expiration Date	JUN 27 '25
Last Trading Date	JUN 26 '25 14:35 HKT
Currency	USD
Notation	Price quotes are magnified by factor x10000
Multiplier	2000000
Exchange	SGX
Trading Class	IU
Symbol	IUM25
Contract ID	709538060
Product Type	Foreign Exchange
Settlement Method	Cash
Min. Tick Size	0.000001

**Market:** SGX GIFT INR/USD

**Point Value:** \$200/point = \$2/tick

**Entry Strategy:**

- Buy at a UFO support in the context of an up-climate.

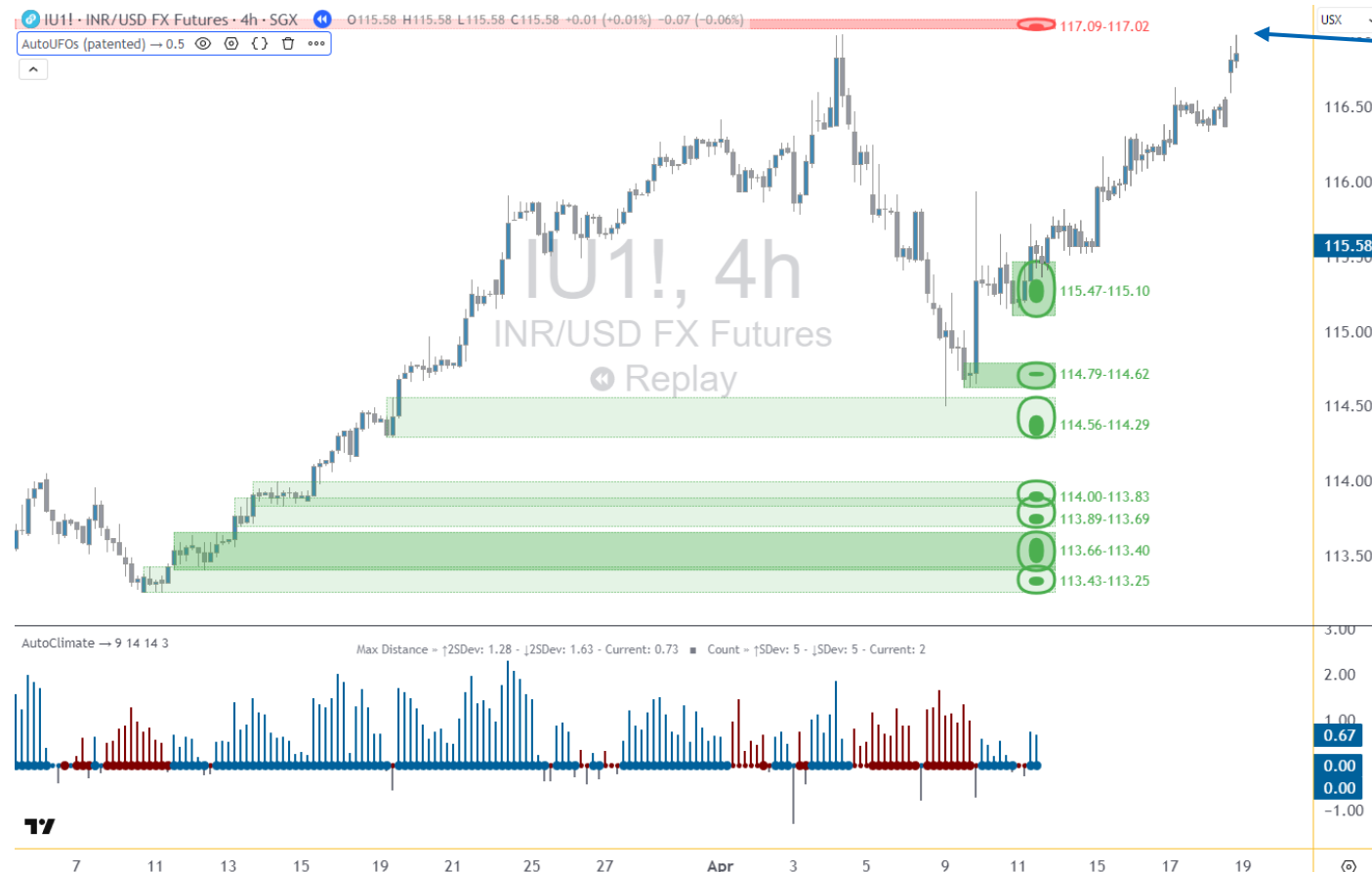
**Exit Strategy:**

- Exit at a UFO resistance
- Stop Loss: Below the buy zone

**Timeframe:** 4-hour bars

*Any trading symbols, entities or investment products displayed are for illustrative purposes only and are not intended to portray recommendations.*

# Trade Example (II)



**Target:** Reached at 117.02

**End-Result:** 10-day trade

**Distance travelled:** 1.55 points

**Profit\*:** **\$310 (USD)** per contract  
 1.55 points (117.02-115.47) x \$200/point

**Risk\*:** **\$74 (USD)** per contract  
 0.37 points (115.47-115.10) x \$200/point

**R:R Ratio:** 4.18 : 1

**Required Margin\*:** \$2,688.35

**ROM:** 11.53% in 10 days

Margin Requirements Per Contract <a href="#">More</a>	
Initial (long)	2688.35 USD
Maintenance (long)	2329.00 USD
Initial (short)	2678.35 USD
Maintenance (short)	2329.00 USD

**Any trading symbols, entities or investment products displayed are for illustrative purposes only and are not intended to portray recommendations.**

# Live Demonstration

- Using TradingView to plan trades, assess risk and execute
- Executing orders with Interactive Brokers (TWS/IBKR Desktop)
- Showcasing trades with risk management in action



*Easy access!*

*No additional setup required for SGX GIFT products.*



***Any trading symbols, entities or investment products displayed are for illustrative purposes only and are not intended to portray recommendations.***

# Additional Resources



**Step 1**: Watch video-lessons (all styles, all assets)

Go to  [www.youtube.com/@tradewithufos](https://www.youtube.com/@tradewithufos)  
and join our channel



**Step 2**: Activate AutoClimate™ for TradingView for free

Go to  [tradewithufos.com/basket/?apply\\_coupon=ibkr-climate](https://tradewithufos.com/basket/?apply_coupon=ibkr-climate)  
and follow the steps

*Any trading symbols, entities or investment products displayed are for illustrative purposes only and are not intended to portray recommendations.*

# Interactive Q&A



- Clarify concepts discussed in the webinar
- Address platform-related queries (TradingView or IBKR)